

Nurturing Brilliance: Cummins Scholarship Program 2017

How to apply?

Jul-2017



Cummins Scholarship Program



Who Can Apply?

- Student meeting the criteria mentioned below:
 - Who is currently pursuing his/her studies in professional engineering degree / diploma courses at the educational institute recognized by the University Grants Commission, Central or State Government OR
 - Who has cleared the Senior Secondary Exam or Higher Secondary Exam with minimum 60% and have got admission for further studies in the fields mentioned above.

Cummins Scholarship Program



Who Can Apply?

- The student must have obtained minimum 60% in the previous academic year
- The maximum age limit for the candidate is 25 years.
- Students appearing for the last year of Engineering degree / diploma and the post graduate students are not eligible for this Scholarship.
- The total family income of the candidate should not exceed INR.3 Lacs.
- This scholarship program can be availed by Students currently residing / studying in and around Pune, Jamshedpur, Ahmednagar, Phaltan and Indore (Dewas / Pithampur) ONLY.

Cummins Scholarship Program



How to Apply?

- You can apply online on www.cumminsindia.com starting July 15, 2017 until August 31, 2017.
- How to locate form
 - Forms available on homepage of www.cumminsindia.com
- **REMEMEBER - Incomplete applications shall not be considered**

www.cumminsindia.com



Cummins

Products | Support | Companies | Investors | Corporate Responsibility | Careers | About Us | Contact Us

The Right Technology Matters
Cummins BSIV - SCR and ECR Engines

Learn More >>

Cummins
BSIV

Matte

REQUEST SERVICE
www.cumminsindia.com/engines/bsiv-engines

SERVICE LOCATIONS
Find Service and Parts Locations

GENERATOR QUOTES
Talk to the Cummins Experts

Cummins Scholarship 2017
Nurturing Brilliance
When efforts meet opportunities

CLICK TO APPLY ONLINE
from July 15 to August 31, 2017



India

Home About Us Project FAQ Downloads Back to Cummins India

Registration

First Name

Middle Name

Last Name

Email Address

Mobile Number

Captcha

[Can't read the above code? Refresh](#)

I hereby confirm this is my only registration for Cummins Scholarship 2017 and I will continue to use these details for my application process.

Login

Email Address

Password

[Forgot Password?](#)

[How to fill Cummins 2017 Application Form?](#)

[Please find details about Cummins Scholarship on "Nurturing Brilliance: Cummins Scholarship Program 2017"](#)

[Got a query / need any clarification?](#)

Call us on (020) 67067379 [Monday to Friday between 9:30 am to 5:30 pm] or email us at indiacr@cummins.com

First
time
users to
Register

- Please enter the details like
 - First Name
 - Middle Name
 - Last Name
 - Email address
 - Mobile Number
 - Capcha displayed on screen
- Please tick the check box and register button



Home Page will have this message after you Register

Registration

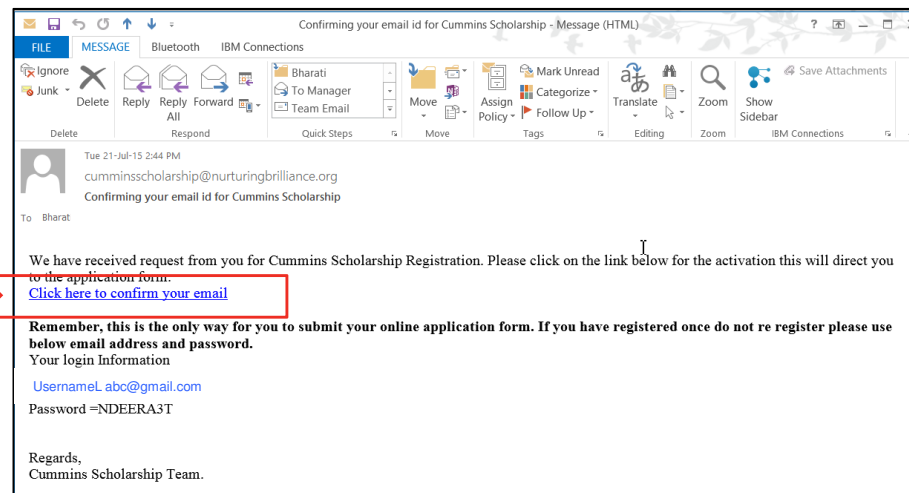
Your registration has been done successfully. Please check your mail to activate your account.

First Name

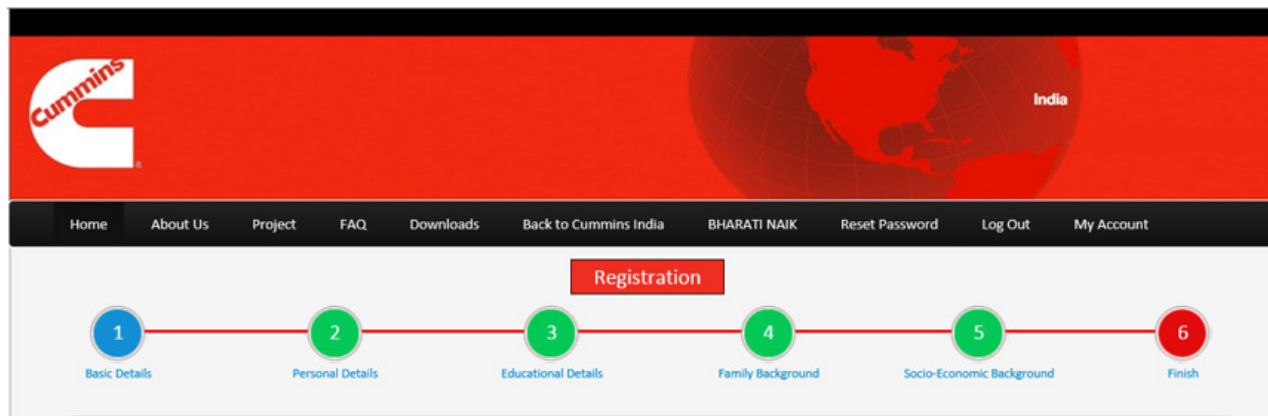
Middle Name

Email will be sent to your account with user name and password

Click to confirm email id. It will take you to online application form



The activation link takes you to the form.
You can directly start filling.



- Basic Details
- Personal Details
- Educational Details
- Family Background
- Socio Economic Background
- Finish (Final Submission)

Online Application Form: Basic details



- Please choose course (Engineering Degree or Diploma) you are currently pursuing
- Please select your current academic year
- Please select total family's annual income (including mother, brother/s, sister/s income)

The screenshot displays the Cummins online application form. At the top, there is a navigation bar with the Cummins logo and a menu including Home, About Us, Project, FAQ, Downloads, Back to Cummins India, BHARATI NAIK, Reset Password, Log Out, and My Account. Below the navigation bar is a progress indicator with six steps: 1. Basic Details (active), 2. Personal Details, 3. Educational Details, 4. Family Background, 5. Socio-Economic Background, and 6. Finish. The main content area is titled 'Basic Details (बैसिक विवरण)'. It contains three sections: 1. 'Which course you are pursuing?' with radio buttons for 'Degree (डिग्री)' (selected) and 'Diploma (डिप्लोमा)'. 2. 'In which year you are currently studying' with radio buttons for '1st Year (प्रथम वर्ष)', '2nd Year (द्वितीय वर्ष)' (selected), '3rd Year (तृतीय वर्ष)', and '4th Year (चतुर्थ वर्ष)'. 3. 'The Annual Total Family Income of your family (Please enter the overall income of the family from all sources of income)' with a dropdown menu showing '10,000 to 50,000'. A 'Save & Continue' button is located at the bottom of the form.



Basic Details for Registration

Last date of registration form is 30th August 2015

Registration

1 Basic Details 2 Personal Details 3 Educational Details 4 Family Background 5 Socio-Economic Background 6 Finish

Basic Details (सैदिक विवरण)

Which course are you pursuing?
कौन सा कोर्स आप कर रहे हैं *

In which year are you currently studying?
वो वर्ष आप वर्तमान में अध्ययन कर रहे हैं *

The Annual Total Family Income of your
आपकी कुल वार्षिक परिवारिक आय की सीमा का चयन करें (कुलया अपने परिवार की आय दर्ज करें (समग्र रूप से आय के सभी स्रोत से) . सही विकल्प का चयन उपलब्ध स्थान में दर्ज करें)

0 to 2,00,000

Message from webpage

Please note you will not be allowed to modify this form records later. Please confirm if the details filled are correct.

OK Cancel

Save & Continue

Pl. ensure to enter correct information. Once saved, you can't edit the details

Personal Details



The screenshot shows a web application interface for Cummins. A pop-up dialog titled "Welcome User" is centered on the screen. The dialog contains the following text:

Welcome User

The online form takes about 30 minutes to fill, so it would be appropriate if you keep all the information documents handy with you at the time of filling.

Key Information Required in Application Form

1. Your 10th, 12th, Degree / Diploma education mark-sheets, depending on the education you have completed till date.
2. Your family details like income, EBC (if any) etc

Please note that you are not required to attach any scanned supporting documents while filling up the Application Form. However, you have to show them in original at the time of interview during the final stages of selection. Please ensure you fill accurate information in the form. Shortlisted students shall be informed through email and SMS only. Please ensure you are accessible. Also please ensure that your mobile is not on DND (do not disturb mode).

Cummins' decision about selection or rejection of any candidate under this Scholarship Program is final and binding on the candidate.

The background shows a form titled "Basic Details" with the following fields:

- Full Name (in capital letters) (आपका नाम दर्ज करें (कैपिटल अक्षर))
- Gender * (लिंग (एक विकल्प चयन करें))
- Birth Date * (आपकी जन्म तिथि दर्ज करें)
- Email ID * (इस आसानी से संपर्क कर सकते हैं, यह अनिवार्य है)

The form also includes a progress indicator with steps 1 (Basic Details) and 6 (Finish).



Keep ready following Documents during filling application form



- 10th / 12th / Diploma mark-sheets
- 1st / 2nd year Engineering Degree / Diploma mark-sheets
- College Fee structure
- College Fee Receipts

Personal Details



- Please enter details like
 - Name
 - Gender
 - Date of Birth
 - Alternate email
 - Alternate mobile
- Choose nearby Cummins location for you where you can travel easily

Registration

1 Basic Details 2 Personal Details 3 Educational Details 4 Family Background 5 Socio-Economic Background 6 Finish

Personal Details (व्यक्तिगत विवरण)

Full Name (in capital letters) * आपका नाम दर्ज करें (कैपिटल अक्षर)	<input type="text" value="BHARATI"/> <small>First name</small>	<input type="text" value="VYANKATESH"/> <small>Middle name</small>	<input type="text" value="NAIK"/> <small>Last name</small>	?
Gender * लिंग (एक विकल्प चयन करें)	<input type="radio"/> Male <input checked="" type="radio"/> Female ?			
Birth Date * आपकी जन्म दिनांक दर्ज करें	<input type="text" value="07-01-1993"/> ?			
Email ID * हम आपसे कनेक्ट कर सकते हैं, वह ईमेल प्रदान करें	<input type="text" value="abc@gmail.vom"/> ?			
Alternate Email address यदि आपके पास वैकल्पिक ईमेल आईडी हैं	<input type="text"/> ?			
Mobile Number * मोबाइल नंबर	<input type="text" value="+91 7030948491"/> ?			
Alternate Contact Number वैकल्पिक मोबाइल नंबर (SMS अलर्ट्स ऊपर दर्ज प्राथमिक मोबाइल नंबर पर दिया जाएगा)	<input type="text"/> ?			
Near by Cummins Location * छात्रवृत्ति का स्थान जहाँ से आप आए हैं (आप के वर्तमान स्थान के पास का एक विकल्प दर्ज करें v)	<input type="text" value="Phaltan"/> ?			

Personal Details

- Please enter your current address as well as permanent address
- Click checkbox if your current address and permanent address is same
- Click Save & Continue

Current Address * आप का वर्तमान आवासीय पता दर्ज करें

Building / Block No *
भवन / ब्लॉक नंबर A/P SUMANTHALI ?

Society Name *
सोसायटी का नाम TAL. PHALTAN ?

Area / Locality Name
क्षेत्र / स्थान

City / Village Name *
सिटी DIST. SATARA ?

Pincode *
पिन कोड 415523 ?

State *
राज्य Maharashtra ?

Permanent Address

Is your permanent address same as current address? आपका वर्तमान पता क्या स्थायी पता है ? ?

Building / Block No *
भवन / ब्लॉक नंबर A/P SUMANTHALI ?

Society Name *
सोसायटी का नाम TAL. PHALTAN ?

Area / Locality Name
क्षेत्र / स्थान

City / Village Name *
सिटी DIST. SATARA ?

Pincode *
पिन कोड 415523 ?

State *
राज्य Maharashtra ?

[Save & Continue](#)

Educational Details



- Please enter
 - Name of School
 - Year of passing 10th
 - % in 10th standard
 - Marks obtained in English, Math and Science

The screenshot shows the 'Registration' process on the Cummins India website. A progress bar at the top indicates six steps: 1. Basic Details, 2. Personal Details, 3. Educational Details (current step), 4. Family Background, 5. Socio-Economic Background, and 6. Finish. The 'Educational Details' section is titled 'Educational Details (शैक्षिक विवरण)' and contains the following fields:

10th Class Prelim Education Details (10 वीं कक्षा का प्रारंभिक शिक्षा विवरण)

Name of School (स्कूल का नाम) *	PARLE TILAK VIDYALAYA ?
Passing Year (वर्ष पासिंग) *	2000 ?
Scoring Pattern (स्कोरिंग पैटर्न) *	<input checked="" type="radio"/> Percentage (प्रतिशत) <input type="radio"/> Percentile (प्रतिशतता) <input type="radio"/> Grading (ग्रेडिंग) ?
Aggregate Tenth Percentage (कुल दसवीं प्रतिशत) *	98 ?
English Marks (अंग्रेजी मार्क्स) *	Obtained: 97 / Total Marks: 100 ?
Maths Marks (गणित मार्क्स) *	Obtained: 98 / Total Marks: 100 ?
Science Marks (विज्ञान मार्क्स) *	Obtained: 99 / Total Marks: 100 ?



Educational Details

- Please enter details as per your academic education
- If passed 12th Standard, enter
 - Name of School
 - Year of passing
 - % marks
 - Physics, Chemistry, Math marks
- If passed Diploma, enter
 - Name of Diploma college
 - Year of passing
 - Branch
 - % marks in 1st, 2nd and 3rd year of diploma

12th Class Education Details (12 वीं कक्षा शिक्षा विवरण)

Have you done 12th class? (आप ने 12 वीं कक्षा किया है?) * Yes No

Name of School (स्कूल का नाम) * ?

Passing Year (वर्ष पासिंग) * ?

Scoring Pattern (स्कोरिंग पैटर्न) * Percentage (प्रतिशत) Percentile (प्रतिशतता) Grading (ग्रेडिंग) ?

Aggregate Twelfth Grade Point (CGPA) (कुल बारहवें ग्रेड अंक) * ?

Physics Grade (भौतिक ग्रेड) * ?

Maths Grade (गणित ग्रेड) * ?

Chemistry Grade (रसायनशास्त्र ग्रेड) * ?

Diploma Education Details (डिप्लोमा शिक्षा विवरण)

Enter details regarding Diploma Education you have completed / currently pursuing ? * Yes No

Location of College (कॉलेज का स्थान) * ?

Name of College (कॉलेज का नाम) * ?

Date of Joining (शामिल होने की तिथि) * ?

Branch (शाखा) * ?

Scoring Pattern (स्कोरिंग पैटर्न) * Percentage (प्रतिशत) Percentile (प्रतिशतता) Grading (ग्रेडिंग) ?



Educational Details

- Please enter details as per your academic education
 - Enter college location
 - Enter college name
 - Year of Joining
 - Branch
- If you are in 3rd year of Engineering, enter your FE and SE marks
- If you are in 2nd year of Engineering, enter your FE marks

Degree Education Details (डिग्री शिक्षा के विवरण)

Enter details regarding Degree Education you have completed / currently pursuing ? * Yes No

Location of College (कॉलेज का स्थान) * Phaltan ?

Name of College (कॉलेज का नाम) * ?

Date of Joining (शामिल होने की तिथि) * 06-2013 ?

Branch (शाखा) * ENTC ?

Scoring Pattern (स्कोरिंग पैटर्न) * Percentage (प्रतिशत) Percentile (प्रतिशतता) Grading (ग्रेडिंग) ?

Aggregate Degree Percentage (कुल डिग्री प्रतिशत) * 67 ?

	Obtained	Total Marks	
First Year (पहले वर्ष)	1000	/ 1500	?
Second Year (द्वितीय वर्ष) *	980	/ 1500	?
Third Year (तीसरे वर्ष)	0	/ 0	?



Educational Details

- Please rate the subject as per your choice from 1 to 7.
- Rate 1 if you like / prefer that subject
- Rate according to your choice of subjects

Subject Preference (विषय पसंद) *

Instructions : Rate the below subjects in order of your interest from 1 to 7 , 1 being the highest preferred and 7 the lowest preferred
(निर्देश: सबसे कम पसंद किया सर्वोच्च वरीयता प्राप्त और 7 जा रहा है 1 से 7, 1 को अपने हित के क्रम में नीचे विषयों दर)

Biology (जीव विज्ञान)	<input type="text" value="7"/>	?
Maths (गणित)	<input type="text" value="1"/>	?
Geography (भौगोलिक)	<input type="text" value="6"/>	?
Chemistry (रसायनशास्त्र)	<input type="text" value="5"/>	?
History (इतिहास)	<input type="text" value="4"/>	?
Languages (भाषाएं)	<input type="text" value="2"/>	?
Physics (भौतिक)	<input type="text" value="3"/>	?

Save & Continue

Family Background



- Enter your father and mother's names and their occupations

The screenshot shows the Cummins registration process. At the top, there is a navigation bar with links: Home, About Us, Project, FAQ, Downloads, Back to Cummins India, BHARATI NAIK, Reset Password, Log Out, and My Account. Below the navigation bar is a progress indicator with six steps: 1. Basic Details, 2. Personal Details, 3. Educational Details, 4. Family Background (highlighted in red), 5. Socio-Economic Background, and 6. Finish. The main content area is titled "Family Background (परिवार की सूचना)". It contains two sections: "Father's Information" and "Mother's Information".

Father's Information

Father's Name *
अपने पिता का नाम दर्ज करें

Father's Occupation
आप के पिता का व्यवसाय

Mother's Information

Mother's Name *
आपकी माँ का नाम दर्ज करें

Mother's Occupation
आप की माँ का व्यवसाय



Family Background

- Enter how many brothers and sisters you have and their names
- What are they doing currently
- If any of them are getting Cummins scholarships

Siblings (भाई-बहन)

How many real brother's do you have in your family? ?
आप के परिवार में आप के भाई की संख्या

Brother's Name
अपने भाई का नाम दर्ज करें

Brother's Occupation
आप के भाई के व्यवसाय का उल्लेख करें

Whether she is/was getting Cummins Scholarship Yes No

How many real sister's do you have in your family? ?
आप के परिवार में आपकी बहनों की संख्या

Sister's Name
अपने बहन का नाम दर्ज करें

Sister's Occupation
आप के बहन के व्यवसाय का उल्लेख करें

Please Specify

Whether she is/was getting Cummins Scholarship Yes No

The Annual Total Family Income of your family (Please enter the overall income of the family from all sources of income)
आपकी कुल वार्षिक पारिवारिक आय की सीमा का चयन करें (कृपया अपने परिवार की आय दर्ज करें (समग्र रूप से आय के सभी स्रोत से) . सही विकल्प का चयन उपलब्ध स्थान में दर्ज करें) ?

Family Background

- Choose Caste and enter Religion
- Tick if you have EBC certificate
- Mention if you are getting any other scholarship like EBC / OBC / TFWS / Scholarship from any other organization / foundation
- Please enter your college fee details
- Please mention if you are having any physical disability

Caste
जाति (सही विकल्प का चयन करें)

SC ST NT OBC VJA Open Other ?

Religion
धर्म (उपलब्ध स्थान में दर्ज करें)

HINDU ?

Do you have Economically backward Certification with you? (EBC)
क्या आप के पास आर्थिक रूप से पिछड़ेपन का प्रमाणपत्र (EBC) उपलब्ध ? (सही विकल्प का चयन करें) Yes No ?

Are you currently availing any Scholarship?
क्या आप अभी किसी छात्रवृत्ति का लाभ उठा रहे हैं ? Yes No ?

How did you come to know about Cummins Scholarship Program?
आप ने Cummins छात्रवृत्ति कार्यक्रम कि सूचना कैसे प्राप्त की ? (उपलब्ध स्थान में दर्ज करें) Cummins employees who visit ? ?

Anticipated fees for educational expense (Enter only the amount you plan/ need to pay each year considering other concessions)
शिक्षा की प्रत्याशित व्यय फीस (योजना धनराशि केवल / अन्य रियायतों प्रत्येक वर्ष अदा करने की आवश्यकता पर विचार करते हुए)

Heads	Approx Rs Spent
College Fees *	50000 ?
Hostel Fees *	10000 ?
Mess Fees *	5000 ?
Transportation Fees *	2000 ?

Please let us know if you are differently abled?
कृपया हमें बताइए क्या आप शारीरिक रूप से विकलांग हैं ? Yes No ?

Socio Economic Details



- Please tick the correct option from the list provided

The screenshot shows the Cummins registration process. The navigation bar includes: Home, About Us, Project, FAQ, Downloads, Back to Cummins India, BHARATI NAIK, Reset Password, Log Out, My Account. The registration progress bar shows 6 steps: 1. Basic Details, 2. Personal Details, 3. Educational Details, 4. Family Background, 5. Socio-Economic Background, 6. Finish. The current step is 5, 'Socio-Economic Background', which contains the following questions:

Socio and Economic Questions

Which is the type of house you are living in? *
आपका घर किस प्रकार का है

Kaccha Semi- Pucca Pucca
कच्चा अर्ध-पक्का पक्का

What is the source of lighting in your house? *
आपके घर में रोशनी का स्रोत क्या है

Electricity Kerosene Gas Oil
इलेक्ट्रिसिटी मिट्टी का तेल गैस तेल

What is the Main Fuel for Cooking in your house? *
अपने घर में खाना पकाने के लिए प्रमुख ईंधन क्या है ?

Electricity LPG Biogas Other Fuel Kerosene Coal/ Charcoal
इलेक्ट्रिसिटी रसोई गैस बायोगैस अन्य ईंधन मिट्टी का तेल कोयला/लकड़ी का कोयला

Socio Economic Details



- Please tick the correct option from the list provided
- Click on Save & Continue

What is the Source of Drinking water ? *
पीने के पानी का मुख्य स्रोत क्या है

Pipe पाइप / व्यक्तिगत टैब Other Water Resource अन्य जल संसाधन Public Tap सार्वजनिक टैप Well कुआ Hand Pump हैंड पंप

Does your immediate family own agricultural Land? *
क्या आपके निकटतम परिवार के पास कृषि भूमि है

5 acres or more 5 एकड़ से अधिक 2 to 4.9 acres 2 to 4.9 एकड़ 2 acres or less 2 एकड़ से कम No Agricultural Land कृषि भूमि नहीं

Tick all the goods you have in your house.? *
कृपया सही विकल्प का चयन करें - आपके पास आपके घर में जो-जो वस्तुओं हैं।

<input type="checkbox"/> Mattress गद्दों	<input type="checkbox"/> Pressure Cooker कुकर	<input type="checkbox"/> Cot/ Bed कोट डेय/बेड	<input type="checkbox"/> Radio/ transistor रेडियो	<input type="checkbox"/> Table/ Chair कुर्सि	<input type="checkbox"/> Telephone टेलीफोन
<input type="checkbox"/> Sewing Machine सिलाई मशीन	<input type="checkbox"/> Water Pump जल का पंप	<input type="checkbox"/> Bullock Cart बैल गाड़ी	<input type="checkbox"/> Bicycle मोटर साइकिल	<input type="checkbox"/> Color Television रंगीन टेलीविजन	<input type="checkbox"/> Electric Fan इलेक्ट्रिक फेन
			<input type="checkbox"/> Motor Cycle मोटर साइकिल	<input type="checkbox"/> Refrigerator रेफ्रिजरेटर	<input type="checkbox"/> Moped/ Scooter स्कूटर
				<input type="checkbox"/> Tractor ट्रैक्टर	<input type="checkbox"/> 4 wheeler 4 पहिया वाहन

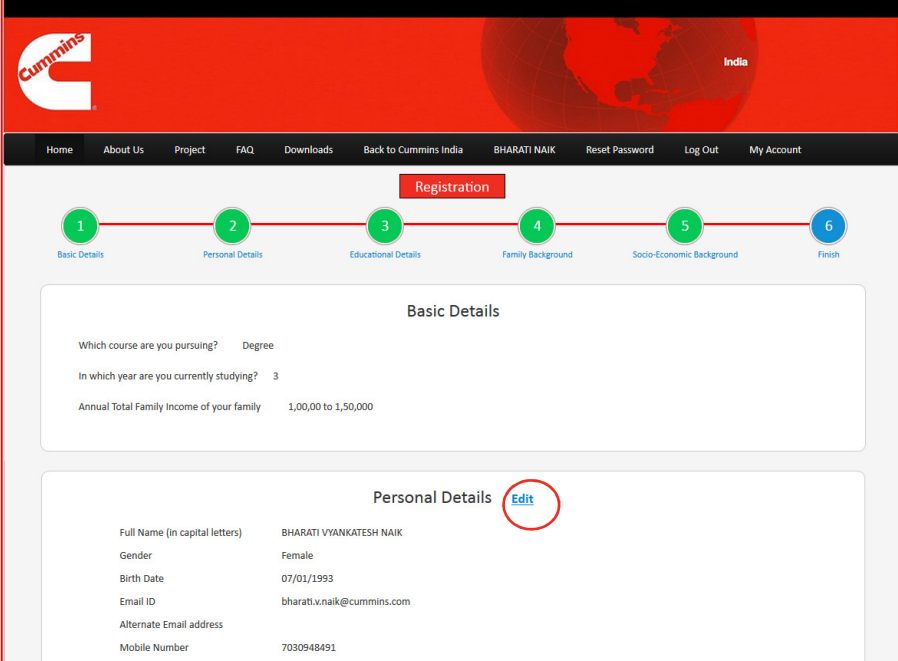
The house you stay in is? *
आप किसके घर में रहते हैं

Parents House माता-पिता के घर Rented House किराए के घर Relatives House रिश्तेदार के घर

[Save & Continue](#)

Submit the Form

- After completing Socio Economic details, you will be able to see / edit the information filled in the application form by you
- Check the box to confirm that the details filled by you are correct
- Click Submit button to complete application for Cummins Scholarship
- Download application form by clicking on the link
- You may verify your mobile #



The screenshot shows the Cummins registration process. At the top, there is a navigation bar with the Cummins logo and the word 'India'. Below the navigation bar, there is a progress indicator with six steps: 1. Basic Details, 2. Personal Details, 3. Educational Details, 4. Family Background, 5. Socio-Economic Background, and 6. Finish. The 'Registration' title is centered above the progress indicator. The 'Basic Details' section contains the following information:

Which course are you pursuing?	Degree
In which year are you currently studying?	3
Annual Total Family Income of your family	1,00,00 to 1,50,000

The 'Personal Details' section contains the following information:

Full Name (in capital letters)	BHARATI VYANKATESH NAIK
Gender	Female
Birth Date	07/01/1993
Email ID	bharati.v.naik@cummins.com
Alternate Email address	
Mobile Number	7030948491

An 'Edit' button is circled in red next to the 'Personal Details' section. Below the form, there is a checkbox and a statement: "I hereby state that the information entered above is true to the best of my knowledge and I will submit all the required documents during the personal interview round for background verification. I also confirm that I will not submit any more application (manual/online) for Cummins scholarship 2016." A blue 'Submit' button is located below the statement.

Thank you for submitting your details.

[Click here to Download your filled Application form.](#)

Selection Process and Timeline



1

- Application forms will be scrutinized and the 1st round of eligible candidates will be called for an Aptitude Test in September 2017

2

- The candidates selected after the Aptitude Test shall be invited for a round of personal interview in the month of October 2017

3

- The final list of selected candidates will be announced in November 2017

Frequently Asked Questions



1. Can the Candidates residing outside these locations (Pune, Phaltan, Dewas, Pithampur, Jamshedpur, Ahmednagar) apply for this Scholarship?
 - Candidates residing / studying in these locations can only apply for this scholarship. Candidates studying in Indore can apply for the scholarship under Dewas / Pithampur locations.
2. Which expenses are covered under the Scholarship?
 - The admission and tuition fee payable to the Educational Institution is covered under the Scholarship. Further, the expenses borne by the Beneficiary towards purchasing and using the stationery up to INR 1,500/- per semester [i.e. 6 academic months] are reimbursed.

Frequently Asked Questions



3. Which expenses are not covered under the scholarship?

- However, please note that certain expenses including but not limited to the expenses mentioned below are not covered under the Scholarship:
- - Private tuition fees,
- - Expenses for accommodation like Hostel etc.
- - Canteen or cafeteria charges and/ or
- - Deposits [whether refundable/ non-refundable] or caution money demanded by the Educational Institution etc.

4. What is the duration of the Scholarship?

- The Beneficiary is eligible to receive Scholarship amount till the completion of his / her academic course for which he/ she is selected under the Scholarship Program, provided that he / she secures an aggregate of minimum 60% in each academic year.

Frequently Asked Questions



5. Does the Beneficiary have to repay the Scholarship amount or execute a bond with the Foundation?
 - The Beneficiary does not need to repay the Scholarship amount or execute a bond with the Foundation.

6. What is the process of conducting the personal interview?
 - The Foundation shall arrange for the personal interview of the candidates shortlisted after the initial screening and aptitude test. The personal interview will be conducted by a panel which will evaluate the students on technical and non-technical parameters. The supporting documents submitted by the Candidates shall be scrutinized in detail during the personal interview.



Thank You !!

For any query, write to us at indiacr@cummins.com

Reach us at 020-67067379 (Monday to Friday, 10 am to 5 pm)