



REPLICA OF APPLICATION FORM




Government of India
Ministry of Human Resource Development

राष्ट्रीय पात्रता व प्रवेश परीक्षा (यूजी)
NATIONAL ELIGIBILITY CUM ENTRANCE TEST
(UG)




NATIONAL TESTING AGENCY
Excellence in Assessment

Home Notice Unfair Means (UFM) Information at a Glance Demo of Application Form Contact us 09:38:42
©Welcome To NEET (UG) - 2020



Current Events

- > New Registration NEW
- > Candidate Login NEW
- > Forgot Application Number NEW



Downloads

Ministry of Human Resource Development

Introduction


NEET (UG) - 2020

The Ministry of Human Resource Development (MHRD), Government of India (GOI) has established National Testing Agency (NTA) as an independent autonomous and self-sustained premier testing organisation for conducting efficient, transparent and international standard test in order to access the competency of candidates for admission to premier higher education institutions.

NATIONAL ELIGIBILITY CUM ENTRANCE TEST (UG) 2020 (NEET (UG) - 2020) will be conducted by National Testing Agency (NTA) for admission to MBBS/BDS Courses and other undergraduate medical courses in approved/recognized Medical/Dental & other Colleges in India including the Institutions established under an Act of Parliament i.e. AIIMS and JIPMER Puducherry.

The NEET (UG) - 2020 will be conducted on Sunday, the 03 May, 2020. The responsibility of the NTA is limited to the conduct of the entrance examination, declaration of result and for providing an 'All India Rank Merit List' to the Directorate General Health Service, Government of India for the conduct of counselling for 15% All India Quota Seats and for providing the result to States/other Counselling Authorities.


Fill Application Form



News & Events


N.T.A Schedule Examination Centers Useful Links Total Visitors :48

Disclaimer: This site is designed and hosted by NIC and the contents are provided by NTA. They may be contacted for any further information.



Government of India
Ministry of Human Resource Development

राष्ट्रीय पात्रता व प्रवेश परीक्षा (यूजी)
NATIONAL ELIGIBILITY CUM ENTRANCE TEST (UG)



NATIONAL TESTING AGENCY
Excellence in Assessment

Home

INSTRUCTIONS AND PROCEDURES FOR ONLINE APPLICATION FORM NEET (UG) - 2020

1. Please read the instructions, procedure and Information Bulletin carefully before you start filling the Online Application Form.
2. NEET (UG) - 2020 will be conducted as per the directives of Ministry of Health and Family Welfare, Medical Council of India and Dental Council of India. For details, check Admission Notice available on NTA website (www.ntaneet.nic.in).
3. Candidates can apply for NEET (UG) - 2020 "Online" only.
4. Indian Nationals, Non Resident Indians (NRIs), Oversees Citizen of India (OCIs), Persons of Indian Origin (PIOs) & Foreign Nationals are eligible to appear in NEET (UG) - 2020 & also eligible for 15% All India Quota seats.
5. The Age criteria for appearing in NEET (UG) - 2020 is as follows:

For Candidates of General (UR)/General-EWS	born on or before 31.12.2003
For Candidates of SC/ST/OBC-NCL/PwD Category	
6. The upper age limit of 25 years as prescribed under the Regulations on Graduate Medical Education, 1997 vide amendment dated 22.01.2018, was challenged before the Hon'ble High Court of Delhi and the said upper age limit had been upheld vide judgement dated 11.05.2018 in W.P. No.1813/2018 & other connected matters. The said judgement dated 11.05.2018 was challenged before the Hon'ble Supreme Court of India in SLP (C) No. 14320/2018 & other connected matters, when vide interim order dated 29.11.2018, candidates who are 25 years and above were provisionally permitted to appear in NEET-UG- 2020 subject to the final outcome of the said matters.
7. Please ensure your eligibility as per the eligibility conditions given in the Information Bulletin.
8. Candidates must follow the instructions strictly as given in the Information Bulletin and on the NTA website (www.ntaneet.nic.in).

9. Examination Fee Details and Schedule of Examination:

Date of Examination, NEET (UG) - 2020	03.05.2020 (Sunday)
SCHEDULE	
Submission of Online application forms	02.12.2019 (Monday) to 31.12.2019 (Tuesday) upto 23:50 Hrs. (IST)
Schedule for successful payment of Online fee	02.12.2019 (Monday) to 01.01.2020 (Wednesday) upto 23:50 Hrs. (IST)
SCHEDULE FOR CORRECTION	
Online correction of data in application form	15.01.2020 (Wednesday) to 31.01.2020 (Friday)
Date of uploading of Admit Cards on NTA website (www.ntaneet.nic.in)	From 27.03.2020
Date of Examination, NEET (UG) - 2020	03.05.2020 (Sunday)
Duration of Examination	180 minutes (03 hours)
Timing of Examination	02:00 pm to 05:00 pm
Display of OMR Sheet*	The date will be communicated on NTA website (www.ntaneet.nic.in)
Display of Answer Key*	The date will be communicated on NTA website (www.ntaneet.nic.in)
Declaration of Result*	By 04.06.2020 (Thursday)
*For exact date, candidate may visit NTA website (www.ntaneet.nic.in).	
FEE DETAILS	
FOR General (UR)	Rs.1500/- (INR)
FOR General-EWS/OBC(NCL)	Rs.1400/- (INR)
FOR SC/ST/PwD/Transgender	Rs.800/- (INR)

10. Uploading of Photograph, Signature, Left hand thumb impression and Class 10th Certificate

- The Scanned image of the Photograph of the candidate should be in JPG/JPEG format and Image size should be between 10Kb to 200Kb.
- The Scanned image of Signature of the candidate should be in JPG/JPEG format and Image size should be between 4Kb to 30Kb
- The Scanned image of Left Hand Thumb Impression of the candidate should be in JPG format and Image size should be between 10Kb to 50Kb
- The Scanned image of Class 10th Certificate of the candidate should be in JPG format and Image size should be between 100Kb to 300Kb
- The Scanned image of Post Card of the candidate should be in JPG format and Image size should be between 50Kb to 300Kb

11. The fee can be remitted in the following ways:

- By Credit Card/Debit Card.
- Net Banking
- UPI
- PAYTM

12. Please keep all these documents for future reference:

S.No. Documents

- Proof of remittance of fee
- Computer Generated Confirmation Page of NTANEET Online Application
- Copy of the System generated Self Declaration in respect of candidates from state J & K and Ladakh who have opted for seats under 15% All India Quota

13. Candidates must preserve their Admit Card and all documents as mentioned in serial No.-12 till the admission in College or Institution is over.

4 Simple steps to Apply Online

- 1 Fill the Online Application Form and note down the Application Number
- 2 Upload required documents
- 3 Make Payment of Fee by prescribed modes.
- 4 Print Confirmation Page after Successful remittance of fee.

14. Candidate is required to mention only his/her own or parent's mobile number (only one application can be filled in with one mobile no. and e-mail ID) as all information/communication will be sent by NTA on the registered mobile number and e-mail ID.

15. Candidate is allowed to submit only one Application Form. Multiple Applications of a candidate are liable to be rejected.

I have read and understood all the instructions mentioned in the Information Bulletin. ✓

PROCEED TO APPLY ONLINE NEET (UG) - 2020

Disclaimer: This site is designed and hosted by NIC and the contents are provided by NTA. They may be contacted for any further information.



Home

NEET (UG) - 2020 - New Registration

Please Enter the Name, Mother's Name, Father's Name, Date of Birth and Gender as per Instructions
Note : Mandatory fields are marked with an asterisk (*)

अभ्यर्थी का नाम (Candidate's Name) : * TEST

माता का नाम (Mother's Name) : * TEST M

पिता का नाम (Father's Name) : * TEST F

वर्ग (Category) : * EWS

दिव्यांग व्यक्ति
Person with Disability (PwD) : * Yes

दिव्यांगता विवरण (Disability Details) : *
---Select---
---Select---
Locomotor Disability, including Specified Disabilities in this category under RPwD Act 2016
Intellectual Disability including Specified Disabilities in this category under RPwD Act 2016
Mental Behavior/ Mental illness
Disabilities caused due to Chronic Neurological Conditions and Blood Disorders
Multiple disabilities including deaf blindness
Visual Impairment
Hearing Impairment
Speech & Language disability

दिव्यांगता का प्रतिशत (Disability Percentage) : *

क्या आपको मुंजी चाहिए (Do you need scribe) : *

जन्म तिथि (Date of Birth) : *

लिंग (Gender) : *

दिव्यांगता का प्रतिशत (Disability Percentage) : * 45

क्या आपको मुंजी चाहिए (Do you need scribe) : * Yes, (Arrange by NTA)

जन्म तिथि (Date of Birth) : * 27/03/1990

लिंग (Gender) : * Female

राष्ट्रियता (Nationality) : * Indian

पात्रता का राज्य (15% अखिल भारतीय कोटा के लिए)
(State of Eligibility (for 15% All India Quota)) : *

पदचान का प्रकार चुनें (Select Identification Type) : *

पदचान संख्या दर्ज करें (Enter Identification Number) : (As per selected Identification Type) *

Please Mention your own /Parent's Mobile no

मोबाइल नंबर (Mobile Number) : *

ईमेल पता (Email ID) : *

वैकल्पिक मोबाइल नंबर के लिए प्रावधान (Provision for alternate mobile number) :

वैकल्पिक ईमेल पता के लिए प्रावधान (Provision for alternate Email ID) :

सुरक्षा पिन दर्ज करें (Enter security pin) (case sensitive) : *

सुरक्षा पिन (Security Pin) : *

Students from erstwhile UT of J & K (now known as UTs of J & K) are NOT ELIGIBLE for 15% all India quota seats as the erstwhile UT of J & K had opted out of All India Scheme since its inception. If they claim eligibility, they must submit online Self-Declaration which will be generated and printed automatically along with confirmation page for record and to present the same during counselling/admission. This can not be edited further, once submitted.

Time Password (OTP) for final submission of Online Application & the same.

जन्म तिथि (Date of Birth): * 27/03/1990

लिंग(Gender): * Female

राष्ट्रीयता (Nationality): * Indian

पात्रता का राज्य(15% अखिल भारतीय कोटा के लिए)
(State of Eligibility (for 15% All India Quota)): * Jammu and Kashmir

पहचान का प्रकार चुनें (Select Identification Type): * --Select--

पहचान संख्या दर्ज करें (Enter Identification Number): (As per selected Identification Type) *
 Aadhaar Number (Last 4 digit only)
 Voter ID / Election Card (EPIC No.)
 Passport
 Ration Card
 Bank Account
 Other Valid Govt Identity

Please Mention your own /Parent's Mobile no. & Email ID as for final submission of Online Application & future communication.

मोबाइल नंबर (Mobile Number): * + 91

ईमेल पता (Email ID): *

वैकल्पिक मोबाइल नंबर के लिए प्रावधान (Provision for alternate mobile number): + 91

वैकल्पिक ईमेल पता के लिए प्रावधान (Provision for alternate Email ID):

सुरक्षा पिन दर्ज करें (Enter security pin) (case sensitive): *

सुरक्षा पिन (Security Pin): 3HLFX2

RESET PREVIEW & NEXT

जन्म तिथि (Date of Birth): * 27/03/1990

लिंग(Gender): * Female

राष्ट्रीयता (Nationality): * Indian

पात्रता का राज्य(15% अखिल भारतीय कोटा के लिए)
(State of Eligibility (for 15% All India Quota)): * Jammu and Kashmir

पहचान का प्रकार चुनें (Select Identification Type): * Aadhaar Number (Last 4 digit only)

Aadhaar Number (Last 4 digits only) * 5213

Please Mention your own /Parent's Mobile no. & Email ID as you will receive One Time Password (OTP) for final submission of Online Application & future Communication on the same.

मोबाइल नंबर (Mobile Number): * + 91 7982342602

ईमेल पता (Email ID): * NTA.MANRAL@GMAIL.COM

वैकल्पिक मोबाइल नंबर के लिए प्रावधान (Provision for alternate mobile number): + 91

वैकल्पिक ईमेल पता के लिए प्रावधान (Provision for alternate Email ID):

सुरक्षा पिन दर्ज करें (Enter security pin) (case sensitive): * 3HLFX2

सुरक्षा पिन (Security Pin): 3HLFX2

RESET PREVIEW & NEXT

Disclaimer: This site is designed and hosted by NIC and the contents are provided by NTA. They may be contacted for any further information.

[Preview New Registration](#)

Press **Next** button for filling NEET (UG) - 2020 Application Form

अभ्यर्थी का नाम (Candidate's Name) : **TEST**
माता का नाम (Mother's Name) : **TEST M**
पिता का नाम(Father's Name) : **TEST F**
जन्म तिथि (Date of Birth): **27/03/1990**
लिंग(Gender) : **Female**
राष्ट्रियता (Nationality) : **Indian**
पात्रता का राज्य(15% अखिल भारतीय कोटा के लिए): **Jammu and Kashmir**
(State of Eligibility (for 15% All India Quota)) :
नियम के अनुसार स्व घोषणा पत्र अपलोड
(Self Declaration upload as per rule) : **Yes**
वर्ग (Category): **EWS**
दिव्यांग व्यक्ति
Person with Disability (PwD)(if disability is 40% or above) : **Yes**
दिव्यांगता विवरण (Disability Details): **Intellectual Disability including Specified Disabilities in this category under RPwD Act 2016**
दिव्यांगता का प्रतिशत (Disability Percentage): **45**
क्या आपको मुंशी चाहिए (Do you need scribe): **Yes, (Arrange by NTA)**
पहचान का प्रकार चुनें (Select Identification Type) : **Aadhaar Number (Last 4 digit only)**
पहचान संख्या दर्ज करें (Enter Identification Number) : (As per selected Identification Type) **5213**
मोबाइल नंबर (Mobile Number) : **91xxxxxx2602**
ईमेल पता (Email ID) : **NTxxxxxxx@GMAIL.COM**

[Home](#)

NEET (UG) - 2020 - New Registration

Please Enter the Password and Security Question here For Registration

अपना पासवर्ड बनाएँ (Create your Password) : *

पासवर्ड फिर से लिखें (Retype Password):*

सुरक्षा प्रश्न (Security Question): *

जवाब (Answer):*

OTP Verification

ओटीपी संदर्भ संख्या (OTP Reference Number) : **77062**

यहाँ ओटीपी दर्ज करें (Enter OTP Here) : *

10:42

SUBMIT

Disclaimer: This site is designed and hosted by NIC and the contents are provided by NTA. They may be contacted for any further information.

[Home](#)

Congratulation !!

You have Successfully completed First Step of Registration in NEET (UG) - 2020 .

Your Provisional Application Number :- 200410000063

[Click here to Login](#)

OnLine Application

Apply OnLine

Upload Documents

View Candidate Documents

Pay Fee Online

Print Confirmation Page

1 Step 1
Apply Online2 Step 2
Upload
Scanned Images3 Step 3
Make Payment4 Step 4
Print Confirmation Page

Personal Details

अभ्यर्थी का नाम (Candidate's Name) : TEST

पिता का नाम (Father's Name) : TEST F

माता का नाम (Mother's Name) : TEST M

जन्म तिथि (Date of Birth) : 27/03/1990

लिंग (Gender) : Female Can't be changed.

वर्ग (Category) : EWS Can't be changed.

राष्ट्रियता (Nationality) : Indian Can't be changed.

पात्रता के राज्य (15% अखिल भारतीय कोटा के लिए)
{State of Eligibility (for 15% All India Quota)} : Jammu and Kashmir Can't be changed.

पहचान का प्रकार (Identification Type) : Aadhaar Number (Last 4 digit only)

पहचान संख्या (Identification Number) : 5213

दिव्यांग व्यक्ति

Person with Disability (PwD) : Yes Can't be changed. ⓘ

दिव्यांगता विवरण (Disability Details) : * Intellectual Disability including Specified Disabilities in this category under RPwD Act 2016 Can't be changed. ⓘ

दिव्यांगता का प्रतिशत (Disability Percentage) : 45

क्या आपको मुंशी चाहिए (Do you need Scribe?) : Yes, (Arrange by NTA)

क्या आप अल्पसंख्यक वर्ग के हैं?

(Do you belong to Minority Category?) : * Yes

अल्पसंख्यक का नाम (Minority Name) : * Zoroastrians(Parsis)

क्या आप डायबिटीज टाइप 1 से पीड़ित हैं?

Are you suffering from Diabetes Type 1 ? : * Yes

लड़की के उम्मीदवार के मामले में, क्या आप अपने माता-पिता की इकलौती संतान हैं?

In case of Girl candidate, Are you only child of your parents? : * Yes

Place of Birth

जन्म स्थान (Place of Birth) : * In India Abroad

राज्य (State) : Jammu and Kashmir

ज़िला (District) : * KULGAM

Choice of Medium of Question

Medium of Question Paper once submitted, cannot be edited. The Examination Centres for languages other than English, Hindi & Urdu will be available as per details given in the Information Bulletin.

प्रश्न पत्र का माध्यम (Medium of Question Paper)*: Bengali

Choice of Examination City

Choice of city for Examination Centres once submitted cannot be edited further. The choice of centres is available based on the Medium selected.

परीक्षा शहर के लिए पहला विकल्प (1st Choice of Examination City)*: ASANSOL (West Bengal)

परीक्षा शहर के लिए दूसरा विकल्प (2nd Choice of Examination City)*: HOWRAH (West Bengal)

परीक्षा शहर के लिए तीसरा विकल्प (3rd Choice of Examination City)*: KOLKATA (West Bengal)

परीक्षा शहर के लिए चौथा विकल्प (4th Choice of Examination City)*: AGARTALA (Tripura)

SAVE AS DRAFT

NEXT

Disclaimer: This site is designed and hosted by NIC and the contents are provided by NTA. They may be contacted for any further information.

1 Step 1
Apply Online

2 Step 2
Upload
Scanned Images

3 Step 3
Make Payment

4 Step 4
Print Confirmation Page

Academic Details (CLASS – 10th or Equivalent)

स्कूल शिक्षा बोर्ड का नाम (Name of School Education Board) : * U.P. BOARD OF HIGH SCHOOL & INTERMEDIATE EDUCATION

स्कूल / कॉलेज का नाम
(Name of the School / College) : * ABC SCHOOL

स्कूल / कॉलेज का पता
(Address of the School / College) : * ABC SCHOOL

उत्तीर्ण करने का वर्ष (Year of Passing) : * 2007

अध्ययन का स्थान (Place of Study) : * In India Abroad

राज्य जहाँ 10 वीं कक्षा का स्कूल / कॉलेज स्थित है
(State where Class X School / College is located) : * Uttar Pradesh

ज़िला जहाँ 10 वीं कक्षा का स्कूल / कॉलेज स्थित है
(District where Class X School/College is located) : * GORAKHPUR

प्राप्तांक का प्रतिशत (Percentage of Marks obtained in Class 10th) : * 65

कक्षा 10 का रोल नंबर (Enter Roll Number of Class 10th) : * 123456

Academic Details (CLASS – 11th or Equivalent)

स्कूल / कॉलेज का नाम
(Name of the School / College) : * ABC SCHOOL

उत्तीर्ण करने का वर्ष (Year of Passing) : * 2008

अध्ययन का स्थान (Place of Study) : * In India Abroad

राज्य जहाँ ग्यारवीं कक्षा का स्कूल / कॉलेज स्थित है
(State where Class XI School / College is located) : * Uttar Pradesh

ज़िला जहाँ ग्यारवीं कक्षा का स्कूल / कॉलेज स्थित है
(District where Class XI School/College is located) : * BULANDSHAHR

Academic Details of Qualifying Examination (CLASS – 12th or Equivalent)

स्कूल शिक्षा बोर्ड का नाम (School Board of Class 12th/Qualifying Examination) : * U.P. BOARD OF HIGH SCHOOL & INTERMEDIATE EDUCATION
 स्कूल / कॉलेज का नाम (उत्तीर्ण/परीक्षार्थी) (Name of the School / College (Passed/ Appearing)) : * ABC SCHOOL
 स्कूल / कॉलेज का पता (Address of the School / College) : * ABC SCHOOL
 अध्ययन का स्थान (Place of Study) : * In India Abroad
 राज्य जहाँ बारहवीं कक्षा का स्कूल / कॉलेज स्थित है (State where Class XII School / College is located) : * Uttar Pradesh
 ज़िला जहाँ बारहवीं कक्षा का स्कूल / कॉलेज स्थित है (District where Class XII School/College is located) : * BULANDSHAHR
 तैयारी का तरीका (Mode of Preparation) : * Self Study
 पात्रता परीक्षा कोड (Qualifying Examination Code) : * 02
 कक्षा बारहवीं / योग्यता परीक्षा उत्तीर्ण करने /परीक्षा का वर्ष (Year of Passing/Appearing Class-XII/Qualifying Exam) : * 2009
 प्राप्त अंक का प्रतिशत (% of Marks obtained in Class 12th/Qualifying Examination) : * 60 (% If Passed)
 कक्षा 12 का रोल नंबर (Enter Roll Number of Class 12th) : * 123456

Details of Marks of Qualifying Exams (Class - 12th or Equivalent)

Subjects	Maximum Marks	Marks Obtained
अंग्रेज़ी (English) : *	100	* 60
भौतिक विज्ञान (Physics) : *	100	* 60
रसायन विज्ञान (Chemistry) : *	100	* 60
जीवविज्ञान/ जैव प्रौद्योगिकी (Biology /Bio-technology) : *	100	* 60

अभ्यर्थी जिन्होंने पादप विज्ञान व प्राणी विज्ञान को अलग अलग पढ़ा है, दोनों के कुल अंको का योग दें।
 *Candidates who have studied Botany and Zoology separately shall indicate the total of the two.

राज्य जहाँ बारहवीं कक्षा का स्कूल / कॉलेज स्थित है (State where Class XII School /College is located) : * Uttar Pradesh
 ज़िला जहाँ बारहवीं कक्षा का स्कूल / कॉलेज स्थित है (District where Class XII School/College is located) : * BULANDSHAHR
 तैयारी का तरीका (Mode of Preparation) : * Self Study
 पात्रता परीक्षा कोड (Qualifying Examination Code) : * 02
 कक्षा बारहवीं / योग्यता परीक्षा उत्तीर्ण करने /परीक्षा का वर्ष (Year of Passing/Appearing Class-XII/Qualifying Exam) : * 2009
 प्राप्त अंक का प्रतिशत (% of Marks obtained in Class 12th/Qualifying Examination) : * 60 (% If Passed)
 कक्षा 12 का रोल नंबर (Enter Roll Number of Class 12th) : * 123456

Message

Data saved as draft

Subjects	Maximum Marks	Marks Obtained
अंग्रेज़ी (English) : *	100	* 60
भौतिक विज्ञान (Physics) : *	100	* 60
रसायन विज्ञान (Chemistry) : *	100	* 60
जीवविज्ञान/ जैव प्रौद्योगिकी (Biology /Bio-technology) : *	100	* 60

अभ्यर्थी जिन्होंने पादप विज्ञान व प्राणी विज्ञान को अलग अलग पढ़ा है, दोनों के कुल अंको का योग दें।
 *Candidates who have studied Botany and Zoology separately shall indicate the total of the two.

- 1 Step 1 Apply Online
- 2 Step 2 Upload Scanned Images
- 3 Step 3 Make Payment
- 4 Step 4 Print Confirmation Page

Permanent Address

मकान नंबर (House Number) : * SET NO. 44

स्थान (Locality) : * BLOCK A XYZ COLONY

पहचान चिह्न (Land Mark) : * NEAR OLD BUS STAND

शहर/कस्बा/गाँव (Village / Town / City) : * XYZ VILLAGE

पिन कोड (Pin Code)/ ज़िप कोड (Zip Code) : * 111111

राज्य (State) : * Uttar Pradesh

ज़िला (District) : * BULANDSHAHR

ईमेल पता (Email Address) : * NTxxxxxxx@GMAIL.COM

मोबाइल नंबर (Mobile No.) : * 91xxxxxx2602

वैकल्पिक मोबाइल नंबर के लिए प्रावधान (Provision for alternate mobile number) :-

वैकल्पिक ईमेल पता के लिए प्रावधान (Provision for alternate Email ID) :-

एस्टीमेटेड कोड के साथ लैंड लाइन संख्या (Land Line Number with STD Code) : (# Optional)

Correspondence Address

Same as Permanent Address

मकान नंबर (House Number) : * SET NO. 44

स्थान (Locality) : * BLOCK A XYZ COLONY

पहचान चिह्न (Land Mark) : * NEAR OLD BUS STAND

शहर/कस्बा/गाँव (Village / Town / City) : * XYZ VILLAGE

पिन कोड (Pin Code)/ ज़िप कोड (Zip Code) : * 111111

राज्य (State) : * Uttar Pradesh

ज़िला (District) : * --Select--

Details of Parents/Guardian

	अहरताएँ (Qualification)	व्यवसाय (Occupation)	वार्षिक आय (Annual Income)
पिता / अभिभावक (Father's/Guardians) : *	Class X & Class	Business	Upto Rs. 50000
Mother's(माता) : *	Below Class X	Others	NILL


Dress Code

क्या आप एनईईटी (पूर्वी) - 2020 में निर्धारित ड्रेस कोड के स्थान पर पारंपरिक पोशाक पहन कर आना चाहते हैं? Yes No

Do you intend to wear Customary Dress contrary to the Dress Code while appearing in NEET (UG) - 2020

Security Pin

सुरक्षा पिन दर्ज करें (Enter Security Pin (case sensitive)) : * YL888S

सुरक्षा पिन (Security Pin) : * 

BACK

SAVE AS DRAFT

PREVIEW AND SUBMIT

Application No : 200410000063

Home Change Password Logout

OnLine Application

Apply OnLine

Upload Documents

View Candidate Documents

Pay Fee Online

Print Confirmation Page

Step 1 Apply Online

Step 2 Upload the Scanned Images

Step 3 Make Payment

Step 4 Final Confirmation Page

Review Page of Application Form

Review the following informations carefully. If you would like to change any information entered, you may do so by pressing "Back" button or press "Final Submit" button for final submission.

Personal Details

Review Page !!

Please review the following informations carefully.
If you would like to change any information entered, you may do so by pressing "Back" button or press "Final Submit" button for final submission.

जन्म तिथि (Date of Birth) : 27/03/1998

लिंग (Gender) : FEMALE

राष्ट्रियता (Nationality) : INDIAN

राज्य के राज्य (15% अल्पसंख्यक वर्ग के लिए) (State of Eligibility (for 15% All India Quota)) : JAMHU AND KASHMIR

पहचान का प्रकार (Identification Type) : Aadhaar Number (Last 4 digit only)

पहचान संख्या (Identification Number) : 5213

विवरण व्यक्ति (Person with Disability (PwD)) : INTELLECTUAL DISABILITY INCLUDING SPECIFIED DISABILITIES IN THIS CATEGORY UNDER RPWD ACT 2016

क्या आप अल्पसंख्यक वर्ग के हैं? (Do you belong to Minority Category?) : Yes (CORASTRIANS(PARSIS))

क्या आप कवचिटीक रोग 1 से पीड़ित हैं? (Are you suffering from Diabetes Type 1?) : YES

लड़की के उम्मीदवार के मामले में, क्या आप अपने माता-पिता की इकाई की संतान हैं? (In case of Girl candidate, Are you only child of your parents?) : YES

Details of Parents/Guardian

	अहरताएँ (Qualification)	व्यवसाय (Occupation)	वार्षिक आय (Annual Income)
पिता / अभिभावक (Father's/Guardians) :	CLASS X & CLASS XII	BUSINESS	Upto Rs. 50000
Mother's(माता) :	BELOW CLASS X	OTHERS	NILL

OTP Verification

ओटीपी संदर्भ संख्या (OTP Reference Number) : 53477

यहाँ ओटीपी दर्ज करें (Enter OTP Here) : *

Dress Code

मैं प्लानेट्री (यूजी) 2020 में निर्धारित ड्रेस कोड के स्थान पर पारंपरिक पोशाक पहन कर आना चाहता/चाहती हूँ।
(I intend to wear the Customary Dress contrary to the dress code while appearing in NEET (UG) - 2020)

Security Pin

सुरक्षा पिन दर्ज करें (Enter security pin) (case sensitive) : * S6FP5 Invalid Security Pin.

सुरक्षा पिन (Security Pin) :

Please check the particulars once again before final submission. These particulars are not editable once fee is paid.

Medium 1st Choice of Examination City 2nd Choice of Examination City 3rd Choice of Examination City 4th Choice of Examination City

I have verified all the information entered by me.

I have read the NEET (UG) - 2020 Information Bulletin carefully and I agree to abide by the same.

BACK FINAL SUBMIT

Disclaimer: This site is designed and hosted by NIC and the contents are provided by NTA. They may be contacted for any further information.

Dress Code

Confirm !!

No change will be entertained in Application Form after final submission.
Do you wish to submit Application Form finally ?

YES, PLEASE DO OOPSI PLEASE NO

सुरक्षा पिन दर्ज करें (Enter security pin) (case sensitive) : * JJ3ZAL

सुरक्षा पिन (Security Pin) :

Please check the particulars once again before final submission. These particulars are not editable once fee is paid.

Medium 1st Choice of Examination City 2nd Choice of Examination City 3rd Choice of Examination City 4th Choice of Examination City

I have verified all the information entered by me.

I have read the NEET (UG) - 2020 Information Bulletin carefully and I agree to abide by the same.

BACK FINAL SUBMIT

Disclaimer: This site is designed and hosted by NIC and the contents are provided by NTA. They may be contacted for any further information.



- OnLine Application
- Apply OnLine
- Upload Documents
- View Candidate Documents
- Pay Fee Online
- Print Confirmation Page

1 Step 1 Apply Online 2 Step 2 Upload Scanned Images 3 Step 3 Make Payment 4 Step 4 Print Confirmation Page

TEST Application No : 20041000063

Upload Scanned Documents(Step 2)

You have Completed First Step of application. Further processing of online Application Form will begin only after the uploading of Documents and successful Payment of Fee.
Candidate who has registered his /her online application between 02.12.2019 (Monday) to 31.12.2019 (Tuesday) upto 23:50 Hrs. (IST) and has to make successful remittance of fee by prescribed modes upto 01.01.2020 (Wednesday) upto 23:50 Hrs. (IST).

Your Provisional Application Number for NEET (UG)- 2020 is :- 20041000063

[Review Application](#)
[Upload your Recent Documents](#)

- OnLine Application
- Apply OnLine
- Upload Documents
- View Candidate Documents
- Pay Fee Online
- Print Confirmation Page

1 Step 1 Apply Online 2 Step 2 Upload Scanned Images 3 Step 3 Make Payment 4 Step 4 Print Confirmation Page

Review Page of Application Form

[EDIT APPLICATION FORM](#) [GO TO HOME](#)

Personal Details

अपनाई का नाम (Candidate's Name) : TEST
 पिता का नाम (Father's Name) : TEST F
 माता का नाम (Mother's Name) : TEST M
 वर्ग (Category) : EWS
 जन्म तिथि (Date of Birth) : 27/03/1990
 लिंग (Gender) : FEMALE
 राष्ट्रियता (Nationality) : INDIAN
 पत्रा के राज्य(15% अखिल भारतीय कोटा के लिए) (State of Eligibility (for 15% All India Quota)) : JHARKHAND AND KASHMIR
 पहचान का प्रकार (Identification Type) : Aadhaar Number (Last 4 digit only)
 पहचान संख्या (Identification Number) : 5213
 निचले अंगों के लोकोमोटर अक्षमता वाले दिव्यांग व्यक्ति (Person with Disability (PwD)) : INTELLECTUAL DISABILITY INCLUDING SPECIFIED DISABILITIES IN THIS CATEGORY UNDER RPWD ACT 2016
 दिव्यांगता का प्रतिशत (Disability Percentage) : 45
 क्या आपको मुंजी चाहिए (Do you need Scribe?) : Yes, (Arrange by NTA)

Upload Documents (Step 2)

[Upload Documents](#)

Application No: 20041000063

Upload Photo: No file chosen
 (The scanned image/ digital image of passport size Photograph of the candidate should be in JPG format and Image size should be between 10Kb and 200Kb.)

Upload Signature: No file chosen
 (The scanned image/ digital image of signature of the candidate should be in JPG format and Image size should be between 4Kb and 30Kb)

Upload 10th Certificate: No file chosen
 (The scanned image/ digital image of document of the candidate should be in JPG format and Image size should be between 100Kb and 300Kb.)

Upload Left hand thumb impression: No file chosen
 (The scanned image/ digital image of Left hand thumb impression of the candidate should be in JPG format and Image size should be between 10Kb and 50Kb)

Upload Postcard size photo: No file chosen
 (The scanned image/ digital image of Postcard size photo of the candidate should be in JPG format and Image size should be between 50Kb and 300Kb)

[NEXT](#) [UPLOAD LATER](#)

Upload Documents (Step 2)

Upload Documents

Application No: 200410000063

Upload Photo: pic1.jpg



(The scanned image/ digital image of passport size Photograph of the candidate should be in JPG format and image size should be between 10Kb and 200Kb.)

Upload Signature: s2.jpg



(The scanned image/ digital image of signature of the candidate should be in JPG format and image size should be between 4Kb and 30Kb)

Upload 10th Certificate: cert.jpg




(The scanned image/ digital image of document of the candidate should be in JPG format and image size should be between 100Kb and 300Kb.)

Upload Left hand thumb impression: thumb-impres...n-png-5.jpg



(The scanned image/ digital image of Left hand thumb impression of the candidate should be in JPG format and image size should be between 10Kb and 50Kb)

Upload Postcard size photo: pic2.jpg




(The scanned image/ digital image of Postcard size photo of the candidate should be in JPG format and image size should be between 50Kb and 300Kb)

[NEXT](#) [UPLOAD LATER](#)

Upload Documents (Step 2)

Application No: 200410000063

Photo :




Signature :




10th Certificate :



Left hand thumb impression :



Postcard size photo :



[NEXT](#) [BACK](#)

Disclaimer: This site is designed and hosted by NIC and the contents are provided by NTA. They may be contacted for any further information.

Home Change Password Logout Application No : 200410000063

OnLine Application

Apply OnLine

Upload Documents

View Candidate Documents

Pay Fee Online

Print Confirmation Page

1 Step 1 Apply Online

2 Step 2 Upload Scanned Images

3 Step 3 Make Payment

4 Step 4 Print Confirmation Page

TEST Application No : 200410000063

Pay Examination Fee(Step 3)

You have Completed two steps of application successfully. Further processing of online Application Form will begin only after the successful payment of Fee

Candidate who has registered his /her online application between 02.12.2019 (Monday) to 31.12.2019 (Tuesday) upto 23:50 Hrs. (IST) and has to make successful remittance of fee by prescribed modes upto 01.01.2020 (Wednesday) upto 23:50 Hrs. (IST).

Your Provisional Application Number for NEET (UG)- 2020 is :- 200410000063

Modes of Payment for Step 3 :-

Pay Fee Online.

Home Change Password Logout Application No : 200410000063

OnLine Application

Apply OnLine

Upload Documents

View Candidate Documents

Pay Fee Online

Print Confirmation Page

1 Step 1 Apply Online

2 Step 2 Upload Scanned Images

3 Step 3 Make Payment

4 Step 4 Print Confirmation Page

Review Page of Application Form

EDIT UPLOADED IMAGES

EDIT APPLICATION FORM

GO TO HOME

Candidate Documents

Application No: 200410000063

Candidate Photo

Candidate signature

Candidate 10th Certificate

Candidate Left hand thumb impression

Personal Details

अपनी का नाम (Candidate's Name) : TEST

पिता का नाम (Father's Name) : TEST F

माता का नाम (Mother's Name) : TEST M

वर्ग (Category) : EWS

जन्म तिथि (Date of Birth) : 27/03/1990

NEET (UG) - 2020 - Payment Details

Service/Processing charges & GST, Mode of Payment of Fee and Service Provider

After completing Step-2 of Online Application Form, candidates may remit the examination fee (Step-3) by choosing the following options:

- (i) Online Mode i.e. Debit/ Credit card, Net Banking and Unified Payment Interface (UPI) in State Bank of India or ICICI Bank or HDFC Bank or Syndicate Bank:
 - > Check the validity of the Debit/ Credit Card and keep it ready with you while logging on to website for submitting application form. Candidate should enter the information asked for and make payment through Debit/ Credit Card.
 - > Through Net Banking, check the balance in your account and keep all credentials ready with you while logging on to website for submitting application form. Candidate should Login with his/her credentials of net banking and make payment through Net Banking.
- (ii) Cash Deposit through e-challan at State Bank of India Branches only:
 - > Print e-Challan in .pdf on A 4 size paper from SBI.MOPS page which will contain NTA's required information in addition to Bank reference No. and visit any of the SBI branches in India and deposit amount mentioned in e-Challan.

Please select any Mode of Payment/Service Provider (Service/Processing charges per transaction & GST (applicable @ 18 %) to be paid by the candidate):

S.No.	Mode of Payment	STATE BANK OF INDIA		ICICI BANK		HDFC BANK		SYNDICATE BANK		PAYTM	
		SBI or Other Banks	Rs 5.00+GST	ICICI or Other Banks	Rs 5.00+GST	Other Banks	Rs 4.00+GST	Syndicate Bank or Other Banks	Rs 5.00+GST	All Banks	Rs. 4.00 + GST
1	Net Banking	SBI or Other Banks	Rs 5.00+GST	ICICI or Other Banks	Rs 5.00+GST	Other Banks	Rs 4.00+GST	Syndicate Bank or Other Banks	Rs 5.00+GST	All Banks	Rs. 4.00 + GST
2	Debit Card	SBI or Other Banks	Nil	ICICI or Other Banks	Nil	HDFC or Other Banks	Nil	Syndicate Bank or Other Banks	Nil	All Banks	Amount up to Rs. 2000 - NIL Amount above Rs. 2000 - 0.80% of Fee + GST
3	Credit Card	Domestic	0.80% of Fee+GST (Minimum Rs 11/-)	Domestic	0.50% of Fee+GST	Domestic	0.40% of Fee+GST	Domestic	0.80% of Fee+GST	Domestic	0.40% of Fee + GST (Minimum Rs 11/-)
		International	3.50% of Fee+GST (Minimum Rs 11/-)	International	2.35% of Fee+GST	International	2.75% of Fee+GST	International	3.50% of Fee+GST	International	3.50% of Fee + GST (Minimum Rs 11/-)
4	Unified Payment Interface (UPI)	Nil		Nil		Nil		Nil		All Banks	Amount up to Rs. 2000 - NIL Amount above Rs. 2000 - 0.65% of Fee + GST
5	Wallet	-		-		-		-		PayTm Wallet	1.1%
		PAY USING SBI		PAY USING ICICI		PAY USING HDFC		PAY USING SYNDICATE		PAY USING PAYTM	

Note: In case, the fee payment status is not 'OK' the candidates are advised as following-

- (i) If the fee is paid through e-challan by depositing cash in State Bank of India, the candidate should contact immediately the concerned bank to ensure update his/her fee status on the website.
- (ii) If the fee is paid through credit/debit card and status is not OK, it means the transaction is cancelled. Therefore, such candidates have to pay the fee once again and ensure the OK fee status.
- (iii) For cancelled transactions, the amount will, automatically, be refunded by the concerned Bank to concerned credit/debit card within 15 days of last date of submission of Application Form.



Home

Change Password

Logout

Application No :

OnLine Application

Apply OnLine

Upload Documents

View Candidate Documents

Pay Fee Online

Print Confirmation Page

1

Step 1
Apply Online

2

Step 2
Upload
Scanned Images

3

Step 3
Make Payment

4

Step 4
Print Confirmation Page

Your Payment details has been submitted Successfully

Step 4 is Completed Successfully

[Click here to take Printout of Confirmation Page \(Step 5 \)](#)



Home

Change Password

Logout

Application No : 200410000063

OnLine Application

Apply OnLine

Upload Documents

View Candidate Documents

Pay Fee Online

Print Confirmation Page

1

Step 1
Apply Online

2

Step 2
Upload
Scanned Images

3

Step 3
Make Payment

4

Step 4
Print Confirmation Page

TEST

Application No : 200410000063

[Print Confirmation Page\(Step 4\)](#)

You have successfully submitted Online Application and also paid the Fee for NEET (UG) - 2020.

Please retain the following documents for your reference and future correspondence.

- (i) Printout of the Confirmation Page of online Application.
- (ii) Proof of fee paid.
- (iii) 6-8 copies of identical Photograph uploaded in the Online Application.
- (iv) Copy of the System generated Self Declaration in respect of candidate from J & K who have opted for seats under 15% All India Quota.

Your Provisional Application Number for NEET (UG) - 2020 is :- 200410000063

[Click here to take Printout of Confirmation Page \(Step 4 \)](#)

[Click Here to Print This Page](#)
[Home](#)

You have successfully submitted On-line Application. Please preserve this page alongwith proof of fee payment for future reference.


CONFIRMATION PAGE - NEET (UG) - 2020



Application No. **200410000063**

अभ्यर्थी का नाम (Candidate's Name)	TEST	जन्म तिथि (Date of Birth)	27/03/1990
माता का नाम (Mother's Name)	TEST M	लिंग (Gender)	Female
पिता का नाम (Father's Name)	TEST F	वर्ग (Category)	EWS
कक्षा बारहवीं / योग्यता परीक्षा उत्तीर्ण करने /परीक्षा का वर्ष (Year of Passing/Appearing Class-XII/Qualifying Exam)	2009	दिव्यांग व्यक्ति Person with Disability (PwD)(if disability is 40% or above) :	Yes (Intellectual Disability including Specified Disabilities in this category under RPwD Act 2016)
पात्रता का राज्य/देश (State/Country of Eligibility)	Jammu and Kashmir	राष्ट्रीयता (Nationality)	Indian
प्रश्न पत्र का माध्यम (Medium of Question Paper))#	Bengali	प्राप्तंक का प्रतिशत (% of Marks obtained in Class 12 th Qualifying Examination)	60
मोबाइल नंबर (Mobile No.)	91xxxxxx2602	ईमेल पता (Email Address)	NTxxxxxxx@GMAIL.COM
परीक्षा शहर के विकल्प (Choice of Examination City)			
(1) ASANSOL (4602)	(2) HOWRAH (4606)	(3) KOLKATA (4608)	(4) AGARTALA (4301)

DECLARATION: - I hereby affirm that all the particulars stated by me in the Application Form are true and correct. Even the spelling of names and category are also correct. I have not concealed any information. However, if any information furnished herein is found fraudulent, incorrect or untrue, I will be liable for criminal prosecution which will result in cancellation of my candidature. Further that the selection and admission to the course is liable to be cancelled. I agree to abide by the Rules and Regulations governing the Examination as contained in the Information Bulletin for NEET (UG) - 2020 which I have gone through carefully. I further declare that I have not submitted any other application for NEET (UG) -2020 and mobile number and email address given in the form are correct and my own or of my parents.



Photo

Signature



Left Hand Thumb Impression

Permanent address:

Address SET NO. 44, BLOCK A XYZ COLONY, NEAR OLD BUS STAND
 City XYZ VILLAGE ,BULANDSHAHR
 State /Country Uttar Pradesh Pin Code 111111

Details of Transaction(SBI Bank).

Transaction ID.: CPW7086148 Total Amount: 2 Date of Transaction: 01/12/2019
 Card Type : VISA/Master Card

Application No:

200410000063

Printed On : 01/12/2019 10:56:06

Note : - Kindly check following details in Confirmation Page :

Candidate's Name, Mother's Name, Father's Name, Date of Birth, Gender, Category, PwD, Choice of Examination Cities and Medium of Question Paper. In case of any discrepancy, these may please be corrected during 15th January, 2020 to 31st January, 2020. No corrections shall be allowed under any circumstances after this date.