

**USER GUIDE**  
**TO FILL THE ONLINE APPLICATION FORM**  
**FOR TS EAMCET-2020**

The candidates are advised to be ready with the **following mandatory / optional details** to fill in the appropriate fields before filling the Online Application Form.

- User Guide provides information to the candidates to help in filling of the Online Application Form.
- The Candidate should have Email Account. If he/she does not have then it is required to create an Email Account.

**The Mandatory details are as follows:**

<b>S.No</b>	<b>DETAILS REQUIRED</b>	<b>DOCUMENT TO BE REFERRED</b>
1.	<b>TS/ APOnline Transaction ID. (If payment is being made through APOnline/TSONline Centre)</b>	Receipt Form from APOnline/TSONline Centre
	<b>Debit Card/Credit Card (or) Net Banking details (If the payment is to be done through Debit Card/Credit Card /Net Banking)</b>	Debit Card/Credit Card/Net Banking
2.	<ul style="list-style-type: none"> <li>• <b>Qualifying Examination appeared (or) passed</b></li> <li>• <b>Hall Ticket Number of the Qualifying Examination</b></li> </ul>	Marks Memo / Hall Ticket Number of Intermediate / 10+2 / equivalent
3.	<b>Stream Applied for Engineering (E), Agriculture &amp; Medical (AM), (or) Both (E &amp; AM)</b>	Eligibility Criteria in the TS EAMCET-2020 website
4.	<b>Date of Birth</b>	Birth Certificate / SSC (or) Equivalent Certificate
5.	<b>Hall Ticket Number of SSC (or) Equivalent Examination Certificate</b>	SSC (or) Equivalent Certificate
6.	<b>Local Status (OU/AU/SVU/ Non-Local)</b>	The local candidate certificate issued by MRO (or) Competent Authority
7.	<b>Annual Income of Parents (Below 1 Lakh, 1 Lakh and Above – Below 2 Lakhs, 2 Lakhs and Above)</b>	The Income certificate issued by MRO / Competent Authority
8.	<b>Study Details</b>	Study certificates from Class I to Intermediate / 10+2 / Equivalent
9.	<b>Category (SC, ST, BC etc.,) Application Number of the Caste Certificate</b>	The Caste Certificate issued by the MRO / Competent Authority
10.	<b>Special Category (NCC, PH, Sports &amp; Games, CAP, Anglo Indian etc.,)</b>	The Certificate issued by Competent Authority
11.	<b>Aadhaar Card Details/Enrolment ID Details</b>	Aadhaar Card Issued by UIDAI/Enrolment ID details

The following system requirements need to be available to comfortably browse **TS EAMCET-2020** official website  
<https://eamcet.tsche.ac.in/>

**SYSTEM REQUIREMENTS:**

For better viewing of **TS EAMCET-2020** website and smooth Application submission through **ONLINE** mode, the candidates are hereby informed that the following computer system requirements are most desirable:

- [Internet Browser](#) : Internet Explorer 6.0 and above / Mozilla Firefox 3.6 and above.
- [Screen Resolution](#) : 600x800
- [.pdf Reader](#) : Adobe Acrobat Reader 8.0 and above.

Disable the pop-up blocks and uninstall all the Script blockers.

**TS EAMCET 2020 - FEE PAYMENT AND ONLINE APPLICATION FORM FILLING FLOWCHART**

**VISIT: <https://eamcet.tsche.ac.in> & Click “Pay Registration Fee ”**

**Payment of Registration Fee**

**Mode of Payment (Any of the 2 Modes mentioned below)**

<b>TS ONLINE / AP ONLINE</b>	<b>Debit Card/Credit Card/Net Banking</b>
1. Choose your nearest TS /APOnline Centre. 2. Visit any of the above centers with the following mandatory details like: <ol style="list-style-type: none"> <li>a. Qualifying Exam Latest 2<sup>nd</sup> Year Hall Ticket Number</li> <li>b. Candidate’s Name</li> <li>c. Father’s Name</li> <li>d. Date of Birth</li> <li>e. Mobile Number</li> </ol> Stream applying for Engineering (E), Agriculture & Medical (AM) (or)Both (E& AM).	1. If you choose the payment using Debit Card/Credit Card/Net Banking mode, go through the Instruction booklet carefully and be ready with <b>ALL</b> the required details to <b>Fill Online Application</b> .  2. Click on <b>“Fill Application Form”</b> link and proceed by filling the required details.
You will receive a Receipt Form of the Registration Fee Payment containing a Transaction ID from the Payment Center.	You will be redirected to the Payment Gateway site.  <b>Note:</b> During the Payment process, don’t click on Back / Refresh buttons. Also don’t close the Browser page abruptly.
Visit: <a href="https://eamcet.tsche.ac.in">https://eamcet.tsche.ac.in</a> along with the Receipt Form.	After your Payment is successful, (A <b>“Payment Reference ID.”</b> will appear on the screen. Note down the <b>“Payment Reference ID.”</b> Then proceed with the <b>“Application Form”</b> filling process.

# TS EAMCET-2020 FEE PAYMENT ONLINE APPLICATION FORM FILLING PROCEDURE

VISIT: <https://eamcet.tsche.ac.in/>

On your Internet Browser (preferably Internet Explorer version 6.0 and above) type the website address <https://eamcet.tsche.ac.in>, press ENTER button and you will see the following screen displayed on the computer screen.

helpdesk@eamcet2020@gmail.com | 9573927391 and 9573965878 | Timings - 10.00 AM to 5.00 PM



## TS EAMCET-2020

Telangana State Engineering, Agriculture & Medical Common Entrance Test, Conducted by JNTU Hyderabad on behalf of TS CHE

Home
About Us
Courses
Test Zones
Important Dates
User Guides
Online Application
Mock Test
Contact Us



Welcome To Telangana State Engineering, Agriculture & Medical (Pharmacy, Veterinary etc..) Common Entrance Test Through Computer Based Test (CBT)

The Telangana State Engineering, Agriculture & Medical (Pharmacy, Veterinary etc..) Common Entrance Test-2020 (TS EAMCET-2020) is being conducted by Jawaharlal Nehru Technological University Hyderabad on behalf of Telangana State Council of Higher Education (TS CHE). This examination is the prerequisite for admission into various professional courses offered in University/ Private Colleges in the state of Telangana for the academic year 2020-2021.

### Information

- 🔔 Notification
- 📅 Important Dates
- 📍 Test Zones
- 📖 Instruction Booklet
- 📄 Syllabus
- 📖 User Guides
- 📺 Video Guide for CBT
- 📄 Mock Test
- ❓ Frequently Asked Questions

### Online Application

- 📖 User Guide for filling Online Application
- 💰 STEP 1: Pay Registration Fee
- 📄 STEP 2: Fill Online Application
- 🖨 STEP 3: Print Filled-In Application
- 🔍 Know Your Fee Payment Status

### Registration Fee

Stream	Category	Fee (Rs)
Engineering (E)	SC/ST & PH	400
	Others	800
Agriculture & Medical (AM)	SC/ST & PH	400
	Others	800
Both Engineering (E) and Agriculture & Medical (E & AM)	SC/ST & PH	800
	Others	1600

### Flash News

TS EAMCET-2020

[Privacy Policy](#) | [Terms & Conditions](#) | [Disclaimer](#) | [Refund & Cancellation Policy](#)

No. of Visitors: 2102 ↑ Go to top

© Copyright TS CHE - 2020. All Rights Reserved. Designed & Developed by TSOnline

## There are Four Steps in filling the TS EAMCET-2020 Online Application Form:

**Step-1: Pay Registration Fee:** Candidate can make Online Fee Payment through this option.

**Step-2: Fill Online Application Form:** After fee payment either by Cash at TSONline / APOne Center (or) by Online payment through Credit Card / Debit Card / Net Banking modes, Candidate should fill in the Application through this option.

**Step-3: Print Filled-in Application Form:** After Submission of Application Form, Candidate can print the Submitted Application Form.

**Step-4: Know Your Fee Payment Status:** Candidate can check Success / Failure status of Fee Payment.

### Step 1: Pay Registration Fee

Click on the **“Pay Registration Fee”** link as shown encircled below. A new page will appear on the screen.

The screenshot displays the online application interface with three main sections: Information, Online Application, and Registration Fee.

- Information:** A vertical menu with links for Notification, Important Dates, Test Zones, Instruction Booklet, Syllabus, User Guides, Video Guide for CBT, Mock Test, and Frequently Asked Questions.
- Online Application:** A list of steps: User Guide for filling Online Application, **STEP 1: Pay Registration Fee** (highlighted with a red box), STEP 2: Fill Online Application, STEP 3: Print Filled-in Application, and Know Your Fee Payment Status.
- Registration Fee:** A table showing fees for different streams and categories.

Stream	Category	Fee (Rs)
Engineering (E)	SC/ST & PH	400
	Others	800
Agriculture & Medical (AM)	SC/ST & PH	400
	Others	800
Both Engineering (E) and Agriculture & Medical (E & AM)	SC/ST & PH	800
	Others	1600

**Flash News**  
TS EAMCET-2020

After clicking on **Pay Registration Fee** link, the following **“Payment Verification”** web page will appear.



## TS EAMCET-2020

Telangana State Engineering, Agriculture & Medical Common Entrance Test, Conducted by JNTU Hyderabad on behalf of TSCHE



- Home
- About Us
- Courses
- Test Zones
- Important Dates
- User Guides
- Online Application
- Mock Test
- Contact Us

### FEE PAYMENT FOR TS EAMCET- 2020

<b>Qualifying Exam Latest Hall Ticket Number * :</b>	<input type="text" value="Enter Qualifying Exam HallTicket Number"/>	<b>Note:</b> Please Enter Latest Intermediate 2nd Year/Diploma Final Year/Other State Board Hall Ticket Number
<b>Group Subjects at Qualifying Examination * :</b>	<input type="radio"/> MPC <input type="radio"/> BI/PC <input type="radio"/> DIPLOMA <input type="radio"/> MBIPC	
<b>Candidate's Name * :</b>	<input type="text" value="Enter Candidate's Name"/>	
<b>Date of Birth * (as per SSC or Equivalent) :</b>	<input type="text" value="Enter Date of Birth (dd/mm/yyyy)"/>	
<b>Mobile Number * :</b>	<input type="text" value="Enter Mobile Number"/>	<b>Note:</b> You will get the time to time TS EAMCET updates to this mobile number.
<b>Mobile Number Mentioned Above Is My * :</b>	<input checked="" type="radio"/> Self <input type="radio"/> Father <input type="radio"/> Mother <input type="radio"/> Relative	
<b>Alternate Mobile Number :</b>	<input type="text" value="Enter Alternate Mobile Number"/>	
<b>E-Mail ID * :</b>	<input type="text" value="Enter E-Mail ID"/>	
<b>Category * :</b>	<input type="radio"/> OC <input type="radio"/> BC_A <input type="radio"/> BC_B <input type="radio"/> BC_C <input type="radio"/> BC_D <input type="radio"/> BC_E <input type="radio"/> SC <input type="radio"/> ST	
<b>Physically Challenged (PH) * :</b>	<input type="radio"/> YES <input type="radio"/> NO	
<b>Stream Applied For * :</b>	<input type="radio"/> Engineering (E) <input type="radio"/> Agriculture & Medical (AM) <input type="radio"/> Both (Engineering & Agriculture & Medical) (E & AM)	
<b>Payment Type * :</b>	<input type="radio"/> Net Banking(PAYTM) <input type="radio"/> Credit Card <input type="radio"/> Debit Card	

**NOTE:** In case your account is debited and the website gets disconnected before payment receipt generation, kindly compulsory check your Payment Status using [Know Your Payment Status](#) option by providing your details. If you get message "Payment Details Not Found", candidate is requested to go for a fresh payment and the amount for the failure transaction will be refunded to their debited bank account in 5 working days.

Fill in all the details in the respective fields and Click on the encircled button **“Proceed to Payment”**.

Below Screen shows sample filled in Form for Registration Fee Payment.



## TS EAMCET-2020

Telangana State Engineering, Agriculture & Medical Common Entrance Test, Conducted by JNTU Hyderabad on behalf of TSCHE



[Home](#) [About Us](#) [Courses](#) [Test Zones](#) [Important Dates](#) [User Guides](#) [Online Application](#) [Mock Test](#) [Contact Us](#)

### FEE PAYMENT FOR TS EAMCET- 2020

Qualifying Exam Latest Hall Ticket Number * :	<input type="text" value="124680246"/>	Note: Please Enter Latest Intermediate 2nd Year/Diploma Final Year/Other State Board Hall Ticket Number
Group Subjects at Qualifying Examination * :	<input checked="" type="radio"/> MPC <input type="radio"/> BIPC <input type="radio"/> DIPLOMA <input type="radio"/> MBIPC	
Candidate's Name * :	<input type="text" value="HOMITH RAM"/>	
Date of Birth * (as per SSC or Equivalent) :	<input type="text" value="06/08/2002"/>	
Mobile Number * :	<input type="text" value="9867584758"/>	Note: You will get the time to time TS EAMCET updates to this mobile number.
Mobile Number Mentioned Above Is My * :	<input checked="" type="radio"/> Self <input type="radio"/> Father <input type="radio"/> Mother <input type="radio"/> Relative	
Alternate Mobile Number :	<input type="text" value="Enter Alternate Mobile Number"/>	
E-Mail ID * :	<input type="text" value="TESTINGS123R@GMAIL.COM"/>	
Category * :	<input checked="" type="radio"/> OC <input type="radio"/> BC_A <input type="radio"/> BC_B <input type="radio"/> BC_C <input type="radio"/> BC_D <input type="radio"/> BC_E <input type="radio"/> SC <input type="radio"/> ST	
Physically Challenged (PH) * :	<input checked="" type="radio"/> YES <input type="radio"/> NO	
Stream Applied For * :	<input checked="" type="radio"/> Engineering (E) <input type="radio"/> Agriculture & Medical (AM) <input type="radio"/> Both (Engineering & Agriculture & Medical) (E & AM)	
Payment Type * :	<input type="radio"/> Net Banking(PAYTM) <input checked="" type="radio"/> Credit Card <input type="radio"/> Debit Card	
Fee Amount :	Rs. 400.00/-	
<input type="button" value="Proceed to Payment"/>		

NOTE: In case your account is debited and the website gets disconnected before payment receipt generation, kindly compulsory check your Payment Status using Know Your Payment Status option by providing your details. If you get message "Payment Details Not Found", candidate is requested to go for a fresh payment and the amount for the failure transaction will be refunded to their debited bank account in 5 working days.

Fill in **ALL** the mandatory details given in the above web page. The details are **Qualifying Exam Latest Intermediate 2nd Year/Diploma Final Year/Other State Board Hall Ticket Number, Group Subjects at Qualifying Examination, Candidate's Name, Date of Birth, Mobile Number, Mobile Number Mentioned Above Is My, Alternate Mobile Number, E-mail ID, Category, Stream Applied For** and select the **Payment Type**.

After entering the correct and mandatory details the web page of **Payment through Debit Card / Credit Card / Net Banking** shown in the above screen, After clicking the Proceed to Payment select the Card Type (VISA or Master Card or Maestro) mentioned on the Card and Click the encircled button shown in below page to proceed for **Payment**. Before this be ready with the **Card related details (Card number, Expiry date / from date, Security Code / CVV number etc.)** Payment gateway page is shown below for ref.

Order No. : EBS010311A45DD41 Total Amount : INR **811.8**

Test Mode

SAVED CARDS NEW CARD ✓

41111111111111111111 VISA

08 / 18 Expiry Date ...

test Your name as on the card

**Make Payment** Go Back

CUSTOMER CONTACT DETAILS

Email Id vinoda.maddineni@aptonline.in

Mobile No. 9502594195

PAYMENT SUMMARY INR 811.8

Total INR 811.8

Pay Using Credit & Debit Card

VISA MasterCard DISCOVER Debit Card

**(NOTE: During the Payment processes, DO NOT double click on Buttons or click on Back / Refresh buttons or DONOT closes the Browser web page abruptly.)**

**Note: The Candidate can use any Bank Card (Debit / Credit/Net Banking) provided it is either VISA (or) MASTER CARD (or) MAESTRO type.**

For example, the Candidate may possess a State Bank of India Debit Card / Credit Card (or) Andhra Bank Debit Card / Credit Card (or) ANY Bank Debit Card / Credit Card and the candidate has to identify what is the **Card Type logo** on his / her card as given below:

After the relevant **Card Type** logo is selected by the candidate, click on the button **“Make Payment”** and the control will automatically take you to the **BANK PAYMENT GATEWAY** screen.





For example, after filling the mandatory details the control will lead you to the **BANK PAYMENT GATEWAY** web page and click on **“Make Payment”** button as shown above.

The confirmation of successful payment of Registration Fee is shown with the **“Transaction is Successful”** item in the below web page **“Payment Status”** along with **Payment Reference ID**.


**Success!**

Payment Status	:	<b>Authorized</b>
Payment ID	:	28610

Please wait, redirecting to Merchant..



This is a secure payment gateway using 256-bit SSL encryption.  
Powered by EBS.in - Payment Service Provider  
Part of Ingenico Payment Services.



After Successful Payment web page automatically redirect to page shown below.



The screenshot shows the TS EAMCET-2020 website. At the top, there are logos for JNTU Hyderabad and TSCHE, and the text "Telangana State Engineering, Agriculture & Medical Common Entrance Test, Conducted by JNTU Hyderabad on behalf of TSCHE". Below this is a navigation menu with links: Home, About Us, Courses, Test Zones, Important Dates, User Guides, Online Application, Mock Test, and Contact Us. The main content area has a purple header that says "TS EAMCET 2020 - PAYMENT SUCCESS". Below the header, it says "Your Payment done Successfully" and "Your Payment Reference ID : TSP121000480F2". A red note states: "Note : Please note the above mentioned Payment ID for all your future correspondence". At the bottom of the content area is a red button labeled "Proceed to Fill Application".

After your Payment is successful, (A “Payment Reference ID.” will appear on the screen. Note down the “**Payment Reference ID**” (For your future correspondence). Then proceed with the “**Application Form**” filling process.

To fill the Online Application Form, click on “**Proceed to Fill Application**” as shown below.



This screenshot is identical to the one above, showing the TS EAMCET-2020 website with a successful payment confirmation. The navigation menu and header are the same. The main content area displays "TS EAMCET 2020 - PAYMENT SUCCESS", "Your Payment done Successfully", and "Your Payment Reference ID : TSP121000480F2". A red note says: "Note : Please note the above mentioned Payment ID for all your future correspondence". A red button labeled "Proceed to Fill Application" is highlighted with a red border.

## Step 2: Fill Application Form

Candidate has two options either to proceed to fill in the application immediately or at a later date. Click on “**Proceed to Fill Application**” to fill the application immediately and you will be taken to the Application screen as described in **Step 2**. If you choose another day to fill the application, simply close the window and in such case you need to start from **Step 2**.



In some rare cases, if the amount is deducted from your account but the message “**Transaction is Successful**” (or) the Payment Reference ID is not displayed, wait for few hours and check your payment status as described in **Step 2**.

Otherwise pay the Registration Fee again as in **Step 1**. The amount that was deducted from your account made in the first attempt will be refunded or rolled back into your account.

Click on “**Fill Online Application**” tab in home page as shown in the below screen.

Stream	Category	Fee (Rs)
Engineering (E)	SC/ST & PH	400
	Others	800
Agriculture & Medical (AM)	SC/ST & PH	400
	Others	800
Both Engineering (E) and Agriculture & Medical (E & AM)	SC/ST & PH	800
	Others	1600

After clicking on **Fill Online Application** Tab, the following page will be displayed. Furnish the same **Payment Reference ID, Qualifying Exam Latest 2<sup>nd</sup> Year Hall Ticket Number, Mobile Number, Date of Birth** as given in Step 1 and click on **Proceed to Fill Application** button as shown in the screen below.

**NOTE :** In case you have not paid the fee yet, please visit this page ([Click Here](#)) and pay the fee first.

Payment Reference ID *	Qualifying Exam Latest 2nd Year Hall Ticket Number *	Mobile Number *	Date of Birth * (dd/mm/yyyy)
TSP121000480F2	124680246	9867584758	06/08/2002

Note: Please Enter Intermediate 2nd Year Hall Ticket No

[Proceed to Fill Application](#)

After clicking on **Proceed to Fill Application** button, the following page will be displayed. Enter all the details and click on Proceed to **Next** button as shown in the screen below.



# TS EAMCET-2020

Telangana State Engineering, Agriculture & Medical Common Entrance Test, Conducted by JNTU Hyderabad on behalf of TSCE



- Home
- About Us
- Courses
- Test Zones
- Important Dates
- User Guides
- Online Application
- Mock Test
- Contact Us

**NOTE :** In case you have not paid the fee yet, please visit this page ([Click Here](#)) and pay the fee first.

<b>Payment Reference ID *</b>	<b>Qualifying Exam Latest 2nd Year Hall Ticket Number *</b>	<b>Mobile Number *</b>	<b>Date of Birth * (dd/mm/yyyy)</b>
TSP121000480F2	124690246	9867584758	06/08/2002

## TS EAMCET - 2020 APPLICATION FORM

### 1. Candidate Details

<b>Candidate's Name *</b>	<b>Father's Name *</b>	<b>Mother's Name *</b>	<b>Date of Birth * (dd/mm/yyyy)</b>
HOMITH RAM	SRAVAN KUMAR	BHAGYA SRI	06/08/2002
<small>(as per Board of Intermediate or Equivalent Records)</small>			
<b>Aadhaar Card Number / Enrolment No.</b>	<b>Ration Card Number</b>	<b>Birth State *</b>	<b>Birth District *</b>
Enter Aadhaar Card Number	Enter Ration Card Number	Telangana	SANGAREDDY

(For acquiring financial benefit Aadhar is Mandatory)

#### Gender \*

- Male
  Female
  Transgender

#### Category details \*

##### Category

- OC
  BC\_A
  BC\_B
  BC\_C
  BC\_D
  BC\_E
  SC
  ST

Do you belong to Economically Weaker Section(EWS)?\*

- YES
  NO

##### Caste Certificate Number

EX: CND021709560879

##### EWS Number

EWS123456789012

#### Special Reservation Category

- National Cadet Corps (NCC)  
 Children of Armed Personnel (CAP)  
 Sports & Games  
 Anglo Indian

#### PH (Physically Handicapped)

- VH (Visually Handicapped)  
 HI (Hearing Impaired)  
 OH (Orthopedically Handicapped)

#### Do You Require Scribe?

- Yes
  No

#### Sadarem Number

Enter Sadarem Number

#### Upload Disability Certificate

Choose File No file chosen

#### Minority / Non-Minority \*

- Non-Minority
  Minority

#### Annual Income Range of the Parents (Rs.) \*

- Below 1 Lakh
  1 Lakh and above – below 2 Lakhs
  2 Lakhs and Above

#### Income Certificate Number

EX: IC011710465590

#### Candidate Bank details (For Future use)

<b>Name as in Bank Account</b>	<b>Account Number</b>	<b>IFSC Code</b>
HOMITH RAM	1801234567890	IDBI1234

### 2. Address

<b>House No. (or) C/O *</b>	<b>Village / Street / Locality *</b>	<b>Mandal / Town / City *</b>
PLOT NO - 302, FLAT - B/2, 2ND FLOOR	VENKATARAMAN COLONY, OPP SBI BANK	PATENCHERU MADAL
<b>District *</b>	<b>State *</b>	<b>Pin Code *</b>
SANGAREDDY	TELANGANA	502319
<b>Mobile Number *</b>	<b>Alternate Mobile Number</b>	<b>Telephone Number (Landline)</b>
9867584758	9123456789	Enter TelePhone Number (Landline)
<b>E-Mail Id *</b>	TESTINGS123R@GMAIL.COM	

### 3. Qualifying Examination

#### Intermediate / Equivalent (10+2) / Diploma \*

- Urban  
 Rural

#### Type of the Exam \*

- INTERMEDIATE (REGULAR)  
 INTERMEDIATE (VOCATIONAL)  
 DIPLOMA  
 CBSE (10+2)  
 ICSE  
 RGUKT  
 APOSS/TSOSS  
 NIOS  
 OTHERS 10+2 EQUIV.

#### Group Subjects at the Qualifying Exam \*

- MPC  
 BIPC  
 DIPLOMA  
 MBIPC

#### Hall Ticket No. of the above Qualifying Examinations Only \*

124680246

#### Year of Appearing/Passing the Qualifying Exam \*

2019

#### 10+2 / Diploma Studied In \*

OTHER PRIVATE COLLEGE!

#### Bridge Course (BIE) Hall Ticket No.

(If Intermediate Vocational or wish to appear for both Engineering and Agriculture & Medical Papers in EAMCET)

Enter Bridge Course (BIE) Hall Ticket No.

#### Medium of Instruction at Qualifying Exam \*

- English  Telugu  Urdu  Others

### SSC or Equivalent (10th Class) \*

- Urban  
 Rural

#### Hall Ticket No \*

012345678

#### Month of Passing \*

April

#### Year of Passing \*

2017

#### Place of Study

##### Class-1 \*

SIDDIPET

##### Class-2 \*

SANGAREDDY

##### Class-3 \*

SANGAREDDY

##### Class-4 \*

SANGAREDDY

##### Class-5 \*

SANGAREDDY

##### Class-6 \*

SANGAREDDY

##### Class-7 \*

SANGAREDDY

##### Class-8 \*

SANGAREDDY

##### Class-9 \*

SANGAREDDY

##### Class-10 \*

SANGAREDDY

##### Inter 1st year / Equivalent \*

SANGAREDDY

##### Inter 2nd year / Equivalent \*

SANGAREDDY

#### Local Area(Based on Study Details) \*

OU

#### Select Local Area \*

- AU  SVU  OU  Non-Local

### 4. Details of Common Entrance Test

#### Stream Applied For / Entrance Exam \*

Engineering (E)

#### Test Zones

##### Preference 1 \*

Sangareddy(Narsapur,Sultanpur,Patancheru,R

##### Preference 2 \*

Hyderabad West(Hafeezpet,Himayath Sagar,B

##### Preference 3 \*

Hyderabad Central(Abids,Nacharam,Moula Ali

#### Photo & Signature \*



#### Photo(<50kb jpg, jpeg)

Choose File No file chosen

#### Signature(<30kb jpg, jpeg)

Choose File No file chosen

- 1) I have carefully gone through the instruction booklet and I am conversant with the instructions. I shall abide by the eligibility conditions and other regulations to be satisfied for appearing at the computer based entrance test and admission into any course prescribed. Further, I assure that, I will not involve in any malpractice or illegal activities in the entrance test. In case, I have furnished any false information or involved in any malpractice or illegal activities, I am liable for punishment as per the existing law.  
2) I am responsible for the above details filled by me and the CONVENER TS EAMCET-2020 is not responsible in anyway.

**SAVE :** Will record the partially filled details in the Database. The same can be retrieved at your convenience and you can continue to fill the rest and submit the form.

**NEXT :** You will have a chance to preview your application and then finally confirm your application by clicking on Submit button.

**NOTE :** SUBMISSION OF APPLICATION COMPLETES ONLY AFTER NEXT AND SUBMIT.

SAVE

NEXT

If the candidate has Qualified / Appeared from Board of Intermediate Education, TS/AP, and the data will be automatically populated from data base. Otherwise, the candidate should furnish the necessary details by entering the details in appropriate fields.

- **Candidate Details**

**Candidate's Name:** The candidate has to enter his / her name in the space provided.

**Father's Name:** The candidate has to enter his / her Father's name in the space provided.

**Mother's Name:** The candidate has to enter his / her Mother's name in the space provided.

**Date of Birth:** The candidate is supposed to choose the **Date of Birth** from the drop down boxes provided as shown below. Select the correct **Date of Birth (As per your SSC (or) Equivalent Records)**.

Date of Birth \* (dd/mm/yyyy)

01/01/1999

**Birth State:** In the Birth State has to chosen from the drop down boxes provided.

**Birth State \***

--Select--
--Select--
Telangana
Other State
Other Country

**Birth District:** Similarly, the candidate has to select the **Birth District** from the drop down with District names of Telangana / Andhra Pradesh only if the chosen **Birth State** in the previous item is **Telangana / Andhra Pradesh**. In case, the **Birth State** is other than **Telangana / Andhra Pradesh**, then this item is disabled/frozen and will display as **OTHER STATE / OTHER COUNTRY**.

**Birth District \***

--Select--

--Select--

ADILABAD  
BHADRADRI KOTHAGUDEM  
HYDERABAD  
JAGTIAL  
JANGAON  
JAYASHANKAR BHUPALAPALLY  
JOGULAMBA GADWAL  
KAMAREDDY  
KARIMNAGAR  
KHAMMAM  
KUMARAMBHEEM ASIFABAD  
MAHABUBABAD  
MAHABUBNAGAR  
MANCHERIAL  
MEDAK  
MEDCHAL-MALKAJGIRI  
NAGARKURNOOL  
NALGONDA  
NIRMAL

**Gender:** Choose the option **Male, Female(or) Transgender** for **Gender**.

**Gender \***

Male  Female  Transgender

- **Category Details**

Candidate Category is fetched from payment page. Enter Caste Certificate Number for selected Category.

**Category details \***

---

**Category**

OC  BC\_A  BC\_B  BC\_C  BC\_D  BC\_E  SC  ST

**Caste Certificate Number**

EX: CND021709560879

- **Special Reservation Category**

If the candidate belongs to the **Special Category** as mentioned in the categories given below, the corresponding option has to be selected by the candidate.

For example, if you belong to the special category, **NCC**.

**Special Reservation Category**

---

<input checked="" type="checkbox"/> National Cadet Corps (NCC) <input type="checkbox"/> Children of Armed Personnel (CAP) <input type="checkbox"/> Sports & Games <input type="checkbox"/> Anglo Indian	<b>PH (Physically Handicapped)</b> <input type="checkbox"/> VH (Visually Handicapped) <input checked="" type="checkbox"/> HI (Hearing Impaired) <input type="checkbox"/> OH (Orthopedically Handicapped)	<b>Do You Require Scribe?</b> <input type="radio"/> Yes <input checked="" type="radio"/> No <b>Sadarem Number</b> <input type="text" value="Enter Sadarem Number"/> <b>Upload Disability Certificate</b> <input type="button" value="Choose File"/> No file chosen
--	---	---

- **Minority / Non-Minority**

The **Non-Minority** has to be selected if the candidate belongs to the Non-Minority Community. Otherwise, if he / she belong to a Minority community, then the **Minority** option has to be selected by using the radio button.

**Minority / Non-Minority \***

---

Non-Minority  Minority

- **Annual Income Range of the Parents (Rs.)**

Select the any one of the three options provided as given below regarding the “**Annual Income Range of the Parents (Rs.):**”.

Annual Income of the Parents having below three options:

- 1) Below 1 Lakh
- 2) 1 Lakh and Above – Below 2 Lakhs
- 3) 2 Lakhs and Above

For example, if you’re Parental Income is “**Below 1 Lakh**”, refer the image shown below:

**Annual Income Range of the Parents (Rs.) \***

---

Below 1 Lakh  1 Lakh and above – below 2 Lakhs  2 Lakhs and Above

**Income Certificate Number**

- **Candidate Bank Details (For Future Use)**

**Name as in Bank Account:** The candidate has to enter his / her Name as it appears in Bank Account in the space provided.

**Account number:** The candidate has to enter his/ her Account Number in the space provided.

**IFSC Code:** The candidate has to enter his / her IFSC Code in the space provided.

Candidate Bank Details

---

Name as in Bank Account	Account Number	IFSC Code
<input type="text" value="Enter Name as in Bank Account"/>	<input type="text" value="Enter Account Number"/>	<input type="text" value="Enter IFSC Code"/>

- **Address Details**

**House No. (Or) C/O:** The candidate has to enter his / her House Number in the space provided.

**Village / Street / Locality:** The candidate has to enter his / her Village/ Street/ Locality name in the space provided.

**Mandal / Town / City:** The candidate has to enter his / her Mandal/ Town/ City name in the space provided.

**District:** The candidate has to enter his / her District name in the space provided.

**State:** The candidate has to enter his / her State name in the space provided.

**Pin Code:** The candidate has to enter his / her Pin code in the space provided.

**Mobile Number:** Fetching from Fee Payment Web Page

**Alternate Mobile Number:** Fetching from Fee Payment Web Page.

**Telephone Number (Landline):** The candidate has to enter his / her Telephone Number (Landline) in the space provided.

**E-Mail ID:** Fetching from Fee Payment Web Page.

## 2. Address

<b>House No. (or) C/O *</b>	<b>Village / Street / Locality *</b>	<b>Mandal / Town / City *</b>
<input type="text" value="PLOT NO - 302, FLAT - B/2, 2ND FLOOR"/>	<input type="text" value="VENKATARAMAN COLONY, OPP SBI BANK"/>	<input type="text" value="PATENCHERU MADAL"/>
<b>District *</b>	<b>State *</b>	<b>Pin Code *</b>
<input type="text" value="SANGAREDDY"/>	<input type="text" value="TELANGANA"/>	<input type="text" value="502319"/>
<b>Mobile Number *</b>	<b>Alternate Mobile Number</b>	<b>Telephone Number (Landline)</b>
<input type="text" value="9867584758"/>	<input type="text" value="9123456789"/>	<input type="text" value="Enter TelePhone Number (Landline)"/>
<b>E-Mail Id *</b>		
<input type="text" value="TESTINGS123R@GMAIL.COM"/>		

## ● Qualification Details

### 3. Qualifying Examination

<b>Intermediate / Equivalent (10+2) / Diploma *</b>	<b>Type of the Exam *</b>	<b>Group Subjects at the Qualifying Exam *</b>
<input checked="" type="radio"/> Urban <input type="radio"/> Rural	<input checked="" type="radio"/> INTERMEDIATE (REGULAR) <input type="radio"/> INTERMEDIATE (VOCATIONAL) <input type="radio"/> DIPLOMA <input type="radio"/> CBSE (10+2) <input type="radio"/> ICSE <input type="radio"/> RGUKT <input type="radio"/> APOSS/TSOSS <input type="radio"/> NIOS <input type="radio"/> OTHERS 10+2 EQUIV.	<input checked="" type="radio"/> MPC <input type="radio"/> BIPC <input type="radio"/> DIPLOMA <input type="radio"/> MBIPC
<b>Hall Ticket No. of the above Qualifying Examinations Only *</b>	<b>Year of Appearing/Passing the Qualifying Exam *</b>	<b>10+2 / Diploma Studied In *</b>
<input type="text" value="124680246"/>	<input type="text" value="2019"/>	<input type="text" value="OTHER PRIVATE COLLEGE!"/>
<b>Bridge Course (BIE) Hall Ticket No.</b> <small>(If Intermediate Vocational or wish to appear for both Engineering and Agriculture &amp; Medical Papers in EAMCET)</small>	<b>Medium of Instruction at Qualifying Exam *</b>	
<input type="text" value="Enter Bridge Course (BIE) Hall Ticket No."/>	<input checked="" type="radio"/> English <input type="radio"/> Telugu <input type="radio"/> Urdu <input type="radio"/> Others	
<b>SSC or Equivalent (10th Class) *</b>		
<input checked="" type="radio"/> Urban <input type="radio"/> Rural	<b>Hall Ticket No *</b>	<b>Month of Passing *</b>
	<input type="text" value="012345678"/>	<input type="text" value="April"/>
		<b>Year of Passing *</b>
		<input type="text" value="2017"/>

**Intermediate / Equivalent (10+2) / Diploma:** Select Urban (or) Rural radio button for Intermediate / Equivalent (10+2) / Diploma.

### 3. Qualifying Examination

#### Intermediate or Equivalent (10+2) \*

- Urban  
 Rural



**Type of Exam:** Select Type of Exam radio button.

**Qualifying Examination has following options:**

- 1) INTERMEDIATE (REGULAR)
- 2) INTERMEDIATE (VOCATIONAL)
- 3) DIPLOMA
- 4) CBSE (10+2)
- 5) ICSE
- 6) RGUKT
- 7) APOSS/TOSS
- 8) NIOS
- 9) OTHERS 10+2 EQUIV

If the Qualifying Examination is **Intermediate (Vocational)**, the Item is already FROZEN. Don't forget to enter the Vocational Bridge Course Hall Ticket Number in the Box provided (as shown below) as it is Mandatory.

-----

**Type of the Exam \***

- INTERMEDIATE (REGULAR)
- INTERMEDIATE (VOCATIONAL)
- DIPLOMA
- CBSE (10+2)
- ICSE
- RGUKT
- APOSS/TSOSS
- NIOS
- OTHERS 10+2 EQUIV.

**Group Subjects at the Qualifying Exam:** Enter the Group Subjects at the Qualifying Exam radio button.

-----

**Group Subjects at the Qualifying Exam \***

- MPC
- BIPC
- DIPLOMA
- MBIPC

**Hall Ticket Number of the Above Qualifying Examinations Only:** Fetched from Payment Web Page.

**Year of Appearing/Passing the Qualifying Exam:** Enter the Year of Appearing / Passing the Qualifying Exam.

**10+2 / Diploma Studied In:** Select the 10+2 / Diploma Studied In, from drop down list.

**10+2 / Diploma Studied In \***

--Select--

--Select--

GOVT JUNIOR COLLEGE  
KENDRIYA VIDYALAYA (CENTRAL SCHOOLS)  
JAWAHAR NAVODAYA VIDYALAYA  
GOVT/DRDA SPONSORED UNDER CORPORATE SCHEME  
OTHER PRIVATE JUNIOR COLLEGES

**Bridge Course (BIE) Hall Ticket Number:** Enter Hall Ticket Number of the Bridge Course (Applicable for Vocational (or) Both Engineering and Medical).

**Bridge Course (BIE) Hall Ticket No.**  
**(If Intermediate Vocational or wish to appear for both  
Engineering and Agriculture & Medical Papers in EAMCET)**

Enter Bridge Course (BIE) Hall Ticket No.

**Medium of Instruction at Qualifying Exam:** Select the medium of instruction at your Qualifying Exam level, i.e., at your Intermediate or Equivalent (10+2) Course.

**Medium of Instruction at Qualifying Exam \***

English  Telugu  Urdu  Others

- **SSC or Equivalent (10th Class) Educational Details**

**SSC or Equivalent (10th Class) \***

Urban  Rural

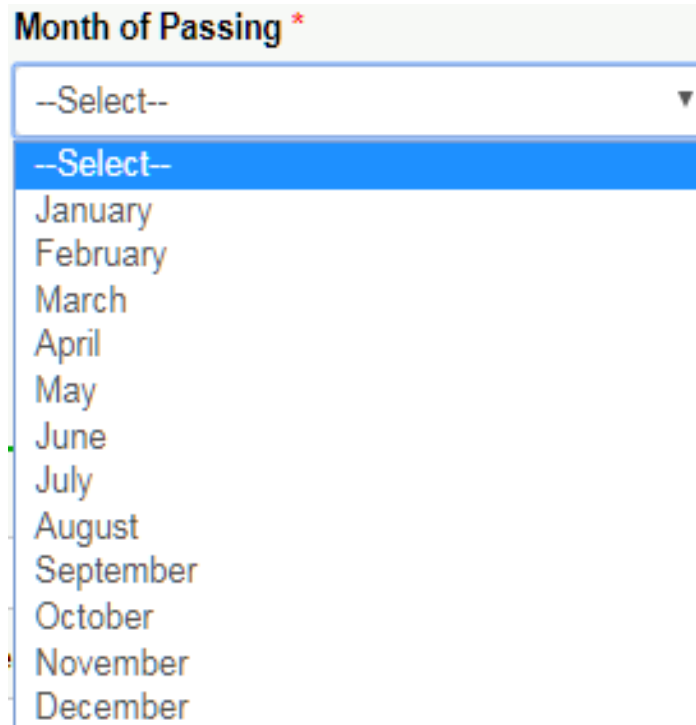
**Hall Ticket No \***

**Month of Passing \***

**Year of Passing \***

**SSC Hall Ticket Number:** The candidate has to enter his / her Intermediate Hall Ticket Number in the space provided.

**Month of Passing:** The candidate has to select his / her Month of passing from the drop down list.



The image shows a screenshot of a web form. At the top, there is a label "Month of Passing \*" in bold black text. Below it is a dropdown menu. The menu is currently open, showing a list of options. The first option is "--Select--" with a small downward arrow to its right. Below this, the months of the year are listed in ascending order: January, February, March, April, May, June, July, August, September, October, November, and December. The "--Select--" option is highlighted with a blue background.

**Year of Passing:** The candidate has to select his / her Year of passing from the drop down list.

- **Place of Study**

The candidate has to fill the District details related to his study from **Class-1** to **10+2** in the spaces provided as shown below. However, if a candidate has studied in a state other than Telangana, then select **OTHER STATE / OTHER COUNTRY**.

-

Place of Study

Class-1 *	Class-2 *	Class-3 *	Class-4 *
--Select--	--Select--	--Select--	--Select--
Class-5 *	Class-6 *	Class-7 *	Class-8 *
--Select--	--Select--	--Select--	--Select--
Class-9 *	Class-10 *	Inter 1st year / Equivalent *	Inter 2nd year / Equivalent *
--Select--	--Select--	--Select--	--Select--

--Select--

--Select--

ADILABAD  
BHADRADRI KOTHAGUDEM  
HYDERABAD  
JAGTIAL  
JANGAON  
JAYASHANKAR BHUPALAPALLY  
JOGULAMBA GADWAL  
KAMAREDDY  
KARIMNAGAR  
KHAMMAM  
KUMARAMBHEEM ASIFABAD  
MAHABUBABAD  
MAHABUBNAGAR  
MANCHERIAL  
MEDAK  
MEDCHAL-MALKAJGIRI  
NAGARKURNOOL

• **Details of Common Entrance Test:**

**Stream Applied For / Entrance Exam:** Stream field options available are: (FROZEN)

- Engineering (E)
- Agriculture & Medical (AM)
- Both (Engineering and Agriculture & Medical) (E & AM)

The Candidates have to make sure that they select the correct Stream before applying, as this item gets FROZEN as per the information given during Registration Fee Payment.

The Candidates belonging to Intermediate Board or any equivalent Qualifying Examination who wish to apply for “BOTH” option, should make sure that they are eligible (as per the guidelines given in the EAMCET - Instruction Booklet) for Engineering and Agriculture & Medical before selecting “Both” option.

However, if Intermediate (Regular) Candidate wishes to appear for BOTH streams, he / she should enter the Additional Subjects / General Bridge Course (AM Stream only) Hall Ticket Number in the “Bridge Course (BIE) Hall Ticket No.” item:

4. Details of Common Entrance Test

---

Stream Applied For / Entrance Exam \*

Engineering (E)

- **Test Zones:**

The candidate has to choose **Test Centre Preferences** from the drop down box provided.

4. Details of Common Entrance Test

---

Stream / Entrance Exam \*

Engineering (E)

**Test Zones**

Preference 1\* Preference 2\* Preference 3\*

--Select-- --Select-- --Select--

Preference 1*	Preference 2*	Preference 3*
--Select--	--Select--	--Select--
--Select-- Hyderabad West Zone (Kukatpally, Patancheru, Gandipet, Moinabad and surrounding areas) Hyderabad North Zone (Medchal, Gandimaisamma and surrounding areas) Hyderabad Central Zone (Abids, Tamaka and surrounding areas) Hyderabad East Zone (Ghatkesar, keesara and surrounding areas) Hyderabad South-East Zone (L.B. Nagar, Hayathnagar, Pedda amberpet, Ibrahimpatnam and surrounding areas) Karimnagar Khammam Nalgonda Nizamabad Warangal Tirupati Vijayawada Visakhapatnam Kurnool		

- **Photo & Signature**

**DON'T FORGET to upload your** Photograph & Signature if you belong to "**Others**". If the student has Appeared / Passed Intermediate (Regular), **then Item** Photograph & Signature are automatically populated from the already existing Intermediate database (**Note: Only for 2013/ 2014/ 2015/ 2016/ 2017, 2018/ 2019 and 2020 Appeared / Passed**) as shown below:

**Photo & Signature \***

---



**Photo(<50kb jpg, jpeg)**

Choose File | No file chosen



**Signature(<30kb jpg, jpeg)**

Choose File | No file chosen

The candidates belonging to **Intermediate (Regular)** - (other than 2013/ 2014/ 2015/ 2016/ 2017/ 2018/ 2019 and 2020 appeared I passed) (or) **RGUKT, CBSE, ISC, DIPLOMA, NIOS, TSOSS/APOSS** (or) **Others** have to click button "**Select File**" to upload the Photograph File. The Photograph File should be in the jpg file format and the size should be less than 50 KB.

To upload the **Signature**, Press the button "**Select File**" and ensure that the Signature's File format should be jpg format and the size has to be less than 30 KB.

After furnishing **ALL** the required data and correct particulars, **thoroughly verify** the details and **go through** the **Declaration** at the end of the page. Select the encircled check box against – “**I accept the Terms & Conditions**” if you are done with Online Application Form filling. Then, press the encircled **Submit** button to proceed to the next page as shown.

1) I have carefully gone through the instruction booklet and I am conversant with the instructions. I shall abide by the eligibility conditions and other regulations to be satisfied for appearing at the computer based entrance test and admission into any course prescribed. Further, I assure that, I will not involve in any malpractice or illegal activities in the entrance test. In case, I have furnished any false information or involved in any malpractice or illegal activities, I am liable for punishment as per the existing law.

2) I am responsible for the above details filled by me and the **CONVENER TS EAMCET-2020** is not responsible in anyway.

**SAVE :** Will record the partially filled details in the Database. The same can be retrieved at your convenience and you can continue to fill the rest and submit the form.

**NEXT :** You will have a chance to preview your application and then finally confirm your application by clicking on Submit button.

**NOTE :** SUBMISSION OF APPLICATION COMPLETES ONLY AFTER NEXT AND SUBMIT.


SAVE NEXT

By clicking on **Next** button, candidate can view the Filled Online Application Form as shown below screen.



## TS EAMCET-2020

Telangana State Engineering, Agriculture & Medical Common Entrance Test, Conducted by JNTU Hyderabad on behalf of TSCHE



[Home](#) | [About Us](#) | [Courses](#) | [Test Zones](#) | [Important Dates](#) | [User Guides](#) | [Online Application](#) | [Mock Test](#) | [Contact Us](#)

---

**TS EAMCET - 2020 APPLICATION FORM**

**1. Candidate Details**

---

<b>Candidate's Name</b>	<b>Father's Name</b>	<b>Mother's Name</b>	<b>Date of Birth (dd/mm/yyyy)</b>
HOMITH RAM	SRAVAN KUMAR	BHAGYA SRI	06/08/2002
<b>Aadhaar Card Number / Enrollment No.</b>	<b>Ration Card Number</b>	<b>Birth State</b>	<b>Birth District</b>
		TELANGANA	SANGAREDDY
<b>Gender</b>			
Male			
<b>Category</b>			
<hr style="border-top: 1px dashed #ccc;"/>			
<b>Category</b>	<b>Caste</b>	<b>Caste Certificate Number</b>	
OC	Others		
<b>Do you belong to Economically Weaker Section(EWS)?</b>		<b>EWS Number</b>	
YES		EWS123456789012	

**Special Reservation Category**

National Cadet Corps (NCC) :YES  
Children of Armed Personnel (CAP) :NO  
Sports & Games :NO  
Anglo Indian :NO

**PH (Physically Handicapped)**  
VH (Visually Handicapped) :NO  
HI (Hearing Impaired) :YES  
OH (Orthopedically Handicapped) :NO

**Do You Require Scribe?**  
NO  
**Sadarem Number**

**Minority / Non-Minority**

Non-Minority  
**Minority**  
N.A

**Annual Income Range of the Parents (Rs.)**

**Annual Income Range of the Parents (Rs.)**  
Below 1 Lakh

**Income Certificate Number**

**Bank Details**

**Name as in Bank Account**  
HOMITH RAM

**Account Number**  
1801234567890

**IFSC Code**  
IDBI1234

**2. Address**

**House No. (or) C/O**  
PLOT NO - 302, FLAT - B/2, 2ND FLOOR

**Village / Street / Locality**  
VENKATARAMAN COLONY, OPP SBI BANK

**Mandal / Town / City**  
PATENCHERU MADAL

**District**  
SANGAREDDY

**State**  
TELANGANA

**Pin Code**  
502319

**Mobile Number**  
9867584758

**Alternate Mobile Number**  
9123456789

**Telephone Number (Landline)**

**E-Mail Id**  
TESTINGS123R@GMAIL.COM

**3. Qualifying Examination**

**Intermediate / Equivalent (10+2) / Diploma**  
Urban

**Type of the Exam**  
INTERMEDIATE (REGULAR)

**Group Subjects of the Qualifying Exam**  
MPC

**Hall Ticket No. of the above Qualifying Examinations Only**  
124680246

**Year of Appearing/Passing the Qualifying Exam**  
2019

**10+2 / Diploma Studied In**  
OTHER PRIVATE COLLEGES

**Bridge Course (BIE) Hall Ticket No. (If Intermediate Vocational or wish to appear for both Engineering and Agriculture & Medical Papers in EAMCET)**

**Medium of Instruction at Qualifying Exam**  
English

**SSC or Equivalent (10th Class)**

Urban

**Hall Ticket No**  
012345678

**Month of Passing**  
April

**Year of Passing**  
2017



**Place of Study**

<b>Class-1</b> SIDDIPET	<b>Class-2</b> SANGAREDDY	<b>Class-3</b> SANGAREDDY	<b>Class-4</b> SANGAREDDY
<b>Class-5</b> SANGAREDDY	<b>Class-6</b> SANGAREDDY	<b>Class-7</b> SANGAREDDY	<b>Class-8</b> SANGAREDDY
<b>Class-9</b> SANGAREDDY	<b>Class-10</b> SANGAREDDY	<b>Inter 1st year / Equivalent</b> SANGAREDDY	<b>Inter 2nd year / Equivalent</b> SANGAREDDY

**Local Area**

<b>Local Area</b> OU	<b>Local Area Filled by Candidate</b> OU
-------------------------	---

**4. Details of Common Entrance Test**



**Stream Applied For / Entrance Exam**  
Engineering (E)

**Medium of Test**  
English&Telugu

**Test Zones**

<b>Preference 1</b> Sangareddy	<b>Preference 2</b> Hyderabad West	<b>Preference 3</b> Hyderabad Central
-----------------------------------	---------------------------------------	--

**Photo & Signature**

I have carefully gone through the instruction Booklet and I am conversant with the instructions. I shall abide by the eligibility conditions and other regulations to be satisfied for appearing at the entrance test and admission into any course prescribed. Further, I assure that, I will not involve in any malpractice or illegal activities in the entrance test. In case, I have furnished any false information or involved in any malpractice or illegal activities, I am liable for punishment as per the existing law. I am responsible for the correctness of the above details filled in by me and the CONVENER, TS EAMCET - 2020 is not responsible in any way. Mere appearing for the entrance examination does not confer any right for me to take admission.

Modify
SUBMIT

**Modify:** Click on Modify button to modify the Application.

**Submit:** Click on Submit button to confirm the Application.

Clicking on **Submit** button, candidate can view pop up alert as **“Your Application is Submitted Successfully. Please note your Registration Number for further reference”**. Candidate can take print out of the fill in application by clicking on **Print Application** button which is useful for further correspondence.

**TS EAMCET-2020**  
Telangana State Engineering, Agriculture & Medical Common Entrance Test, Conducted by JNTU Hyderabad on behalf of TSCHE

Home About Us Courses Test Zones Important Dates User Guides Online Application Mock Test Contact Us

**TS EAMCET - 2020 APPLICATION FORM**

Your Application Confirmed Successfully. Please note your Registration number for future correspondence

**A121000181A3**  
[Print Application](#)

**1. Candidate Details**

<b>Candidate's Name</b>	Father's Name	<b>Date of Birth (dd/mm/yyyy)</b>
HOMITH RAM	SRAVANTH	06/08/2002
<b>Aadhaar Card Number / Enrollment No.</b>	Ration Card No.	<b>Birth District</b>
		SANGAREDDY
<b>Gender</b>		
Male		

By clicking on **Print Application**, candidate can view the **Receipt** of the Application Form as shown in the screen below. Click on **Print** button for taking the printout of the Receipt and click on **Download** button for downloading.



### TS EAMCET-2020

Telangana State Engineering, Agriculture & Medical Common Entrance Test  
Conducted by JNTU Hyderabad on behalf of TSCE




#### FILLED IN ONLINE APPLICATION FORM FOR COMPUTER BASED TEST (CBT)

1. Stream Applied For # : Engineering (E)
2. (a) Qualifying Examination : INTERMEDIATE (REGULAR)  
 (b) Qualifying Exam Latest Hall Ticket Number # : 124680246  
 (c) Year of Appearing/Passing the Qualifying Exam : 2019  
 (d) Medium of Instruction at Qualifying Exam : English  
 (e) Place of Study - Intermediate or Equivalent : Urban  
 (f) Bridge Course Hall Ticket No. (if any) : N.A
3. Medium of Test : English & Telugu
4. (a) Candidate's Name # : HOMITH RAM  
 (b) Father's Name : SRAVAN KUMAR  
 (c) Mother's Name : BHAGYA SRI  
 (d) Date of Birth (as per SSC or Equivalent) # : 06/08/2002  
 (e) Birth State, Birth District : TELANGANA - SANGAREDDY  
 (f) Gender : Male
5. (a) Category # : OC  
 (b) Do you belong to Economically Weaker Section(EWS)? : YES (EWS123456789012)
6. Special Reservation Category # : NCC
7. Physically Challenged(PH) # : HI
8. (a) Non-Minority / Minority : Non-Minority  
 (b) Minority Category : N.A
9. Annual Income of the Parents (Rs.) : Below 1 Lakh
10. (a) Study Details I to XII

Preserve the below REGISTRATION NUMBER

for all future correspondence.  
REGISTRATION NO. :  
A121000181A3



*D. Anand K*

Class-I	SIDDIPET	Class-II	SANGAREDDY
Class-III	SANGAREDDY	Class-IV	SANGAREDDY
Class-V	SANGAREDDY	Class-VI	SANGAREDDY
Class-VII	SANGAREDDY	Class-VIII	SANGAREDDY
Class-IX	SANGAREDDY	Class-X	SANGAREDDY
Inter-I	SANGAREDDY	Inter-II	SANGAREDDY

- (b) Local Area (Based on Study Details) : OU  
 (c) 10+2 / Diploma Studied In : OTHER PRIVATE COLLEGES  
 (d) Place of Study - SSC or Equivalent : Urban  
 (e) SSC Hall Ticket Number, Month & Year of Passing : 012345678 , April - 2017
11. Local Area (Filled by Candidate) : OU
12. (a) Address for Correspondence : PLOT NO - 302, FLAT - B/2, 2ND FLOOR,  
VENKATARAMAN COLONY, OPP SBI BANK,  
PATENCHERU MADAL, SANGAREDDY,  
TELANGANA, 502319
- (b) Contact Telephone Number (Mobile)# : 9867584758 (c) E-Mail Id : TESTINGS123R@GMAIL.COM  
 (d) Aadhaar Card number / Enrolment number : N.A



#### 13. Test Zones

Preference - 1	Preference - 2	Preference - 3
Sangareddy	Hyderabad West	Hyderabad Central

14. (a) Fee particulars - Payment through : ONLINE (b) Amount (in Rs.) 400.00 (c) Payment Reference Id : TSP121000480F2

# - These Fields CANNOT be edited by candidate, but written request can be made to the CONVENER, TS EAMCET-2020 or email to helpdesk@eamcet2020@gmail.com Remaining fields can be edited by the candidate during the permitted period. For any details contact at 9573927391 and 9573965878

Declaration : 1) I have carefully gone through the instruction booklet and I am conversant with the instructions. I shall abide by the eligibility conditions and other regulations to be satisfied for appearing at the computer based entrance test and admission into any course prescribed. Further, I assure that, I will not involve in any malpractice or illegal activities in the entrance test. In case, if I have furnished any false information or involved in any malpractice or illegal activities, I am liable for punishment as per the existing law.  
 2) I am responsible for the correctness of the above details filled by me and the CONVENER, TS EAMCET-2020 is not responsible in anyway. Mere appearing for the entrance examination does not confer any right for me to take admission.

Submitted Date : 19/02/2020 7:31 PM  
Print Date : 21/02/2020 10:23 PM

Affix a recent colour photograph (3.5 cmX3.5 cm) and get attested by a Gazetted Officer or the Principal of the College where last studied (Well in advance BEFORE EXAMINATION)	SIGNATURE OF THE CANDIDATE in the presence of the Invigilator and submit to Invigilator on the day of Examination	LEFT HAND THUMB Impression of the candidate to be done well in advance(atleast a day before the examination)	
		Left Hand Thumb Impression	

Note : 1) ALL the candidates have to submit this form in the Examination Hall to the Invigilator.  
 2) Candidates are not allowed into the Examination Hall even if they are LATE BY A MINUTE.  
 3) This is computer generated sheet and does not require the signature of the CONVENER, TS EAMCET-2020

Print

Download

### Step 3: Print Filled-in Application Form

Later, if the candidate wishes to take the print out of the same page again, he/she can visit <https://eamcet.tsche.ac.in> (home page) and click on encircled item “Print Filled-in Application” as below:

The screenshot shows the EAMCET 2020 application portal interface. It is divided into three main sections: Information, Online Application, and Registration Fee.

- Information:** A vertical menu with items: Notification, Important Dates, Test Zones, Instruction Booklet, Syllabus, User Guides, Video Guide for CBT, Mock Test, and Frequently Asked Questions.
- Online Application:** A list of steps: User Guide for filling Online Application, STEP 1: Pay Registration Fee, STEP 2: Fill Online Application, **STEP 3: Print Filled-in Application** (highlighted with a red box), and Know Your Fee Payment Status.
- Registration Fee:** A table showing fees for different streams and categories.

Stream	Category	Fee (Rs)
Engineering (E)	SC/ST & PH	400
	Others	800
Agriculture & Medical (AM)	SC/ST & PH	400
	Others	800
Both Engineering (E) and Agriculture & Medical (E & AM)	SC/ST & PH	800
	Others	1600

Below the table is a 'Flash News' section with the text: **TS EAMCET-2020**

After clicking on **Print Filled-in Application Form** button, the following page will appear. Enter all the mandatory details and click on **Get Application Details** button as shown in the below screen.

The screenshot shows the 'PRINT TS EAMCET 2020 APPLICATION FORM' page. At the top, there are logos for TS EAMCET-2020 and Telangana State Engineering, Agriculture & Medical Common Entrance Test, Conducted by JNTU Hyderabad on behalf of TSCE. Below the logos is a navigation menu with items: Home, About Us, Courses, Test Zones, Important Dates, User Guides, Online Application, Mock Test, and Contact Us.

The main content area contains a form with the following fields:

- Registration Number \* (A121000181A3)
- Payment Reference ID \* (TSP121000480F2)
- Qualifying Examination Hall Ticket No \* (124680246)
- Mobile Number \* (9867584758)
- Date of Birth \* (dd/mm/yyyy) (06/08/2002)

A red box highlights the **Get Application Details** button at the bottom center of the form.

After clicking on **Get Application Details** button, the following “Receipt” page will appear. Click on **Print** button for taking the printout of the Receipt and click on **Download** button for downloading.



### TS EAMCET-2020

Telangana State Engineering, Agriculture & Medical Common Entrance Test  
Conducted by JNTU Hyderabad on behalf of TSCE




#### FILLED IN ONLINE APPLICATION FORM FOR COMPUTER BASED TEST (CBT)

1. Stream Applied For # : Engineering (E)
2. (a) Qualifying Examination : INTERMEDIATE (REGULAR)  
 (b) Qualifying Exam Latest Hall Ticket Number # : 124680246  
 (c) Year of Appearing/Passing the Qualifying Exam : 2019  
 (d) Medium of Instruction at Qualifying Exam : English  
 (e) Place of Study - Intermediate or Equivalent : Urban  
 (f) Bridge Course Hall Ticket No. (if any) : N.A
3. Medium of Test : English & Telugu
4. (a) Candidate's Name # : HOMITH RAM  
 (b) Father's Name : SRAVAN KUMAR  
 (c) Mother's Name : BHAGYA SRI  
 (d) Date of Birth (as per SSC or Equivalent) # : 06/08/2002  
 (e) Birth State, Birth District : TELANGANA - SANGAREDDY  
 (f) Gender : Male
5. (a) Category # : OC  
 (b) Do you belong to Economically Weaker Section(EWS)? : YES (EWS123456789012)
6. Special Reservation Category # : NCC
7. Physically Challenged(PH) # : HI
8. (a) Non-Minority / Minority : Non-Minority  
 (b) Minority Category : N.A
9. Annual Income of the Parents (Rs.) : Below 1 Lakh
10. (a) Study Details I to XII

Preserve the below REGISTRATION NUMBER

for all future correspondence.  
REGISTRATION NO. :  
A121000181A3



*D. Anand K*

Class-I	SIDDIPET	Class-II	SANGAREDDY
Class-III	SANGAREDDY	Class-IV	SANGAREDDY
Class-V	SANGAREDDY	Class-VI	SANGAREDDY
Class-VII	SANGAREDDY	Class-VIII	SANGAREDDY
Class-IX	SANGAREDDY	Class-X	SANGAREDDY
Inter-I	SANGAREDDY	Inter-II	SANGAREDDY

- (b) Local Area (Based on Study Details) : OU  
 (c) 10+2 / Diploma Studied In : OTHER PRIVATE COLLEGES  
 (d) Place of Study - SSC or Equivalent : Urban  
 (e) SSC Hall Ticket Number, Month & Year of Passing : 012345678 , April - 2017
11. Local Area (Filled by Candidate) : OU
12. (a) Address for Correspondence : PLOT NO - 302, FLAT - B/2, 2ND FLOOR,  
VENKATARAMAN COLONY, OPP SBI BANK,  
PATENCHERU MADAL, SANGAREDDY,  
TELANGANA, 502319
- (b) Contact Telephone Number (Mobile)# : 9867584758 (c) E-Mail Id : TESTINGS123R@GMAIL.COM  
 (d) Aadhaar Card number / Enrolment number : N.A



#### 13. Test Zones

Preference - 1	Preference - 2	Preference - 3
Sangareddy	Hyderabad West	Hyderabad Central

14. (a) Fee particulars - Payment through : ONLINE (b) Amount (in Rs.) 400.00 (c) Payment Reference Id : TSP121000480F2

# - These Fields CANNOT be edited by candidate, but written request can be made to the CONVENER, TS EAMCET-2020 or email to helpdesk@eamcet2020@gmail.com Remaining fields can be edited by the candidate during the permitted period. For any details contact at 9573927391 and 9573965878

Declaration : 1) I have carefully gone through the instruction booklet and I am conversant with the instructions. I shall abide by the eligibility conditions and other regulations to be satisfied for appearing at the computer based entrance test and admission into any course prescribed. Further, I assure that, I will not involve in any malpractice or illegal activities in the entrance test. In case, if I have furnished any false information or involved in any malpractice or illegal activities, I am liable for punishment as per the existing law.  
 2) I am responsible for the correctness of the above details filled by me and the CONVENER, TS EAMCET-2020 is not responsible in anyway. Mere appearing for the entrance examination does not confer any right for me to take admission.

Submitted Date : 19/02/2020 7:31 PM  
Print Date : 21/02/2020 10:23 PM

Affix a recent colour photograph (3.5 cmX3.5 cm) and get attested by a Gazetted Officer or the Principal of the College where last studied (Well in advance BEFORE EXAMINATION)	SIGNATURE OF THE CANDIDATE in the presence of the Invigilator and submit to Invigilator on the day of Examination	LEFT HAND THUMB Impression of the candidate to be done well in advance(atleast a day before the examination)
		Left Hand Thumb Impression

Note : 1) ALL the candidates have to submit this form in the Examination Hall to the Invigilator.  
 2) Candidates are not allowed into the Examination Hall even if they are LATE BY A MINUTE.  
 3) This is computer generated sheet and does not require the signature of the CONVENER, TS EAMCET-2020

Print

Download

## Step 4: Know Your Payment Status

After completion of Fee Payment, Candidate can check the Status of the Payment using below screen by clicking on [Know Your Payment Status](#) tab in the home page as shown below.

### Information

- Notification
- Important Dates
- Test Zones
- Instruction Booklet
- Syllabus
- User Guides
- Video Guide for CBT
- Mock Test
- Frequently Asked Questions

### Online Application

- User Guide for filling Online Application
- STEP 1: Pay Registration Fee
- STEP 2: Fill Online Application
- STEP 3: Print Filled-In Application
- Know Your Fee Payment Status**


### Registration Fee

Stream	Category	Fee (Rs)
Engineering (E)	SC/ST & PH	400
	Others	800
Agriculture & Medical (AM)	SC/ST & PH	400
	Others	800
Both Engineering (E) and Agriculture & Medical (E & AM)	SC/ST & PH	800
	Others	1600

### Flash News


**TS EAMCET-2020**

After clicking on [Know Your Fee Payment Status](#) tab, the following screen will be displayed. Enter all the details like **Qualifying Exam Latest 2<sup>nd</sup> Year Hall Ticket Number, Mobile Number, Date of Birth and Stream** then click on **“Check Payment Status”** button as shown in the below screen.



## TS EAMCET- 2020

Telangana State Engineering, Agriculture & Medical Common Entrance Test, Conducted by JNTU Hyderabad on behalf of TSCHE



HomeAbout UsCoursesTest ZonesImportant DatesUser GuidesOnline ApplicationMock TestContact Us

---

### CHECK PAYMENT STATUS

Qualifying Exam HallTicket Number \* :


Mobile Number \* :

Date of Birth \* (as per SSC or Equivalent) :


Stream \* :

- Engineering (E)
- Agriculture & Medical (AM)
- Both (Engineering & Agriculture & Medical)(E & AM)

After clicking on **Check Payment Status** button, the following Status of the Payment screen will be displayed.



## TS EAMCET-2020



Telangana State Engineering, Agriculture & Medical Common Entrance Test, Conducted by JNTU Hyderabad on behalf of TSCHE

[Home](#) | [About Us](#) | [Courses](#) | [Test Zones](#) | [Important Dates](#) | [User Guides](#) | [Online Application](#) | [Mock Test](#) | [Contact Us](#)

---

**CHECK PAYMENT STATUS**

**Qualifying Exam HallTicket Number \*** :

**Mobile Number \*** :

**Date of Birth \* (as per SSC or Equivalent) :**

**Stream \* :**

- Engineering (E)
- Agriculture & Medical (AM)
- Both (Engineering & Agriculture & Medical)(E & AM)

S.No.	Payment Reference ID	Status
1	TSP121000480F2	SUCCESS