

SRMJEE – 2022 – Phase II

Online Counseling

Information & Guidelines for Candidates

Greetings from SRM,

Thank you for your interest in SRM. We are glad to inform that SRMJEE – 2022 – Phase II counseling will be conducted in online mode. Candidates are requested to read the following instructions carefully for the successful completion of their counseling.

Important Dates for Online Counseling

Display of Rank Cards: 30/4/2022 (11 AM)

Round 1 Choice Filling: 1/5/2022 (11 AM) to 3/5/2022 (11 PM)

Program Allocation and Payment of fees: 6/5/2022 (11 AM) to 11/5/2022 (11PM)

Round 2 Choice Filling: 15/5/2022 to 17/5/2022

Program Allocation and Payment of fees: 20/5/2022 to 25/5/2022

The steps involved for online counseling are given below:



*Date for payment of balance tuition fee and online enrolment will be communicated later.

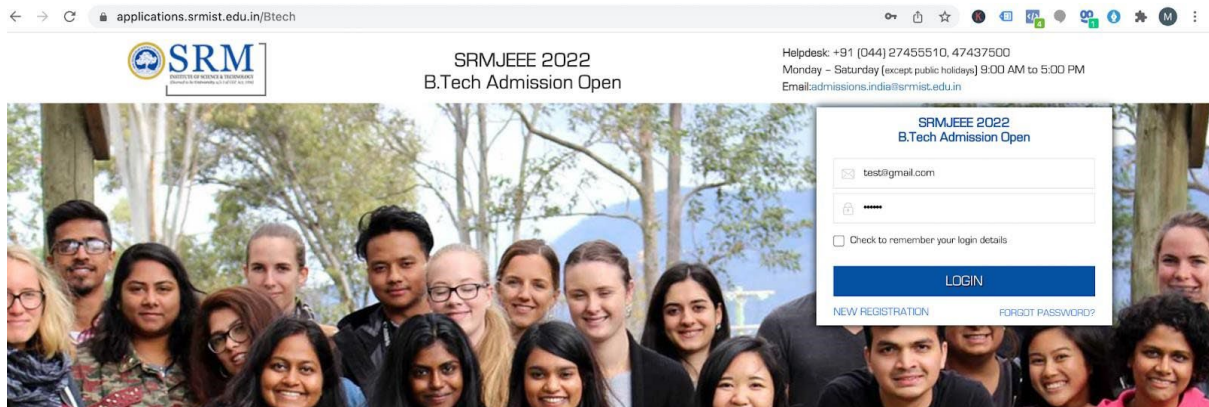
Step 1

Login

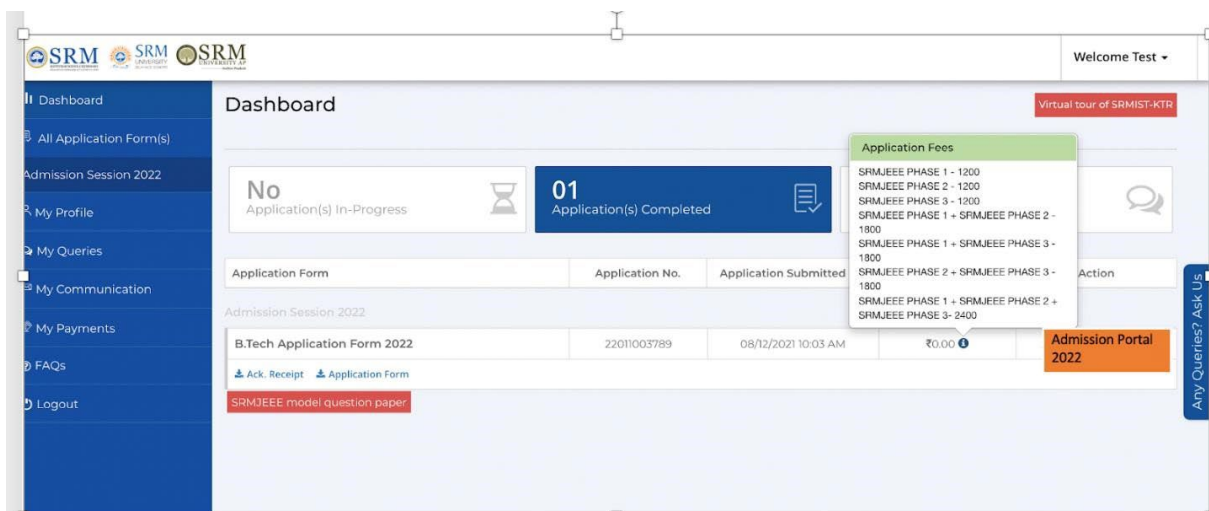
Use the link given below to login to the admission portal.

applications.srmist.edu.in/btech

Key in your login credentials (user name and password) to login to the dashboard.



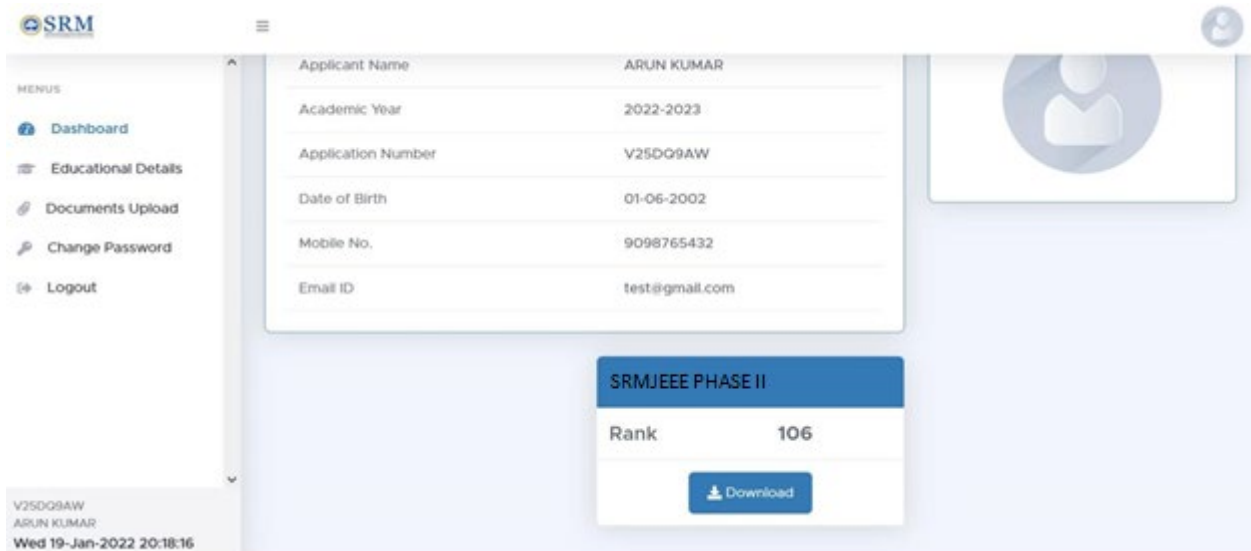
Click the “Admission Portal 2022” button against your B.tech application form.



Step 2

Rank card download

Download the rank card through the mentioned online admission portal (OAP).



The screenshot shows a user dashboard for SRM. On the left is a menu with options: Dashboard, Educational Details, Documents Upload, Change Password, and Logout. The main area displays user information:

Applicant Name	ARUN KUMAR
Academic Year	2022-2023
Application Number	V25DQ9AW
Date of Birth	01-06-2002
Mobile No.	9098765432
Email ID	test@gmail.com

Below this is a blue box for "SRMJEE PHASE II" with the following details:

Rank	106
------	-----

A "Download" button is located below the rank information. The bottom left corner shows the user's application number (V25DQ9AW), name (ARUN KUMAR), and login time (Wed 19-Jan-2022 20:18:16).

Click on the “download” button to download the rank card



The screenshot shows the official rank card for SRMJEE Phase II 2022. At the top are the logos for SRM Institute of Science & Technology, SRM University Delhi-NCR, Sonapat, and SRM University AP, Andhra Pradesh. The text reads:

SRM Joint Counselling Committee for Admissions - 2022
(SRMJCCA - 2022)

SRMJEE Phase II 2022

Application Number	22011000460
Name of the Applicant	SHRIE GANESH S
SRMJEE Phase I Rank	7

At the bottom, it states: "This is system generated Rank Card, hence it does not require any signature" and "Director, Admissions".

Step 3

Academic Details

Fill your academic information (Xth STD) and click the save button.

The screenshot shows the '10th Details' form in the SRM University Online Admission Portal. The form includes the following fields:

- Board ***: TAMIL NADU BOARD OF HIGHER SECC
- If others, Please specify ***: TAMIL NADU BOARD OF HIGHER SECC
- Year of Passing ***: April
- Year of Passing ***: 2020
- Total Marks Obtained ***: 456
- Total Maximum Marks ***: 500
- Percentage ***: 91.20

A 'Save' button is located at the bottom of the form. A notification banner at the top states: "After providing the details of your 10th standard marks, you will be forwarded to the program selection." The left sidebar contains a menu with options: Dashboard, Educational Details, Program Selection, Change Password, and Logout. The user's name and ID (SHRIE GANESH S, 22011000460) and the date (Wed 19-Jan-2022 18:22:31) are displayed at the bottom left. The bottom of the page shows search filters and results.

Step 4

Choice filling (Program Selection)

Online Admission Portal (OAP) will be kept open for the candidates to fill the choice of campus and programme preference on 1.5.22 to 3.5.22 (Round I), 15.5.22 to 17.5.22 (Round II)

Fill your choice of campus and program.

The screenshot shows the 'Program Selection' form in the SRM University Online Admission Portal. The form includes the following fields:

- Institution***: Faculty of Engineering and Technology, Kattankulathur
- Program***: -- Select Program --

A 'Submit' button is located at the bottom of the form. Above the form, a table displays scholarship details:

(Category B)						
Merit Scholarship (Category B)	SEAS	CSE	10,000	4,05,000	10,000	50,000

The text below the table reads: "SRMETH - Faculty of Engineering & Technology, Delhi-NCR, Sonepat, SEAS - School of Engineering and Applied Sciences, AP-Amaravati". The left sidebar contains a menu with options: Dashboard, Educational Details, Program Selection, Change Password, and Logout. The user's name and ID (SHRIE GANESH S, 22011000460) and the date (Wed 19-Jan-2022 18:23:51) are displayed at the bottom left. The bottom of the page shows search filters and results.

Step 5

Program Allocation

Students will be allotted the choice of campus, programme and specialization based on the admission criteria such as SRM Joint Entrance Examination Rank, Qualifying Examination, etc.,

The provisional allotment will be published in the Online Admission Portal (OAP).

Step 6

Allocation Acceptance (Only for allotted Candidates)

Candidate has to accept the allotment.

(Allotment is subject to the criteria mentioned in the previous step)

Step 7

Proceed with the payment of Counselling fees

Upon acceptance of allotment, the student will have to pay Rs.1,10,000 which includes a onetime non-refundable and non-transferrable registration fee of Rs.10,000 and the counseling fee of Rs.1,00,000 (part of tuition fee).

Online payment details will be updated shortly.

Failure to pay the counseling fee within stipulated time will lead to the cancellation of the allotment.

Step 8

Downloading Provisional Allotment Letter (PAL)

After the payment of counselling fees, the students can download the PAL from the admission portal.

Step 9

Payment of balance tuition fee and online enrolment

Date for payment of balance tuition fee and online enrolment will be communicated later.