

**USER GUIDE TO FILL THE ONLINE APPLICATION FORM FOR
APLAWCET & APPGLCET-2022**

The candidates are required to be ready with the **following mandatory / optional details** to fill in the appropriate fields before filling the Online Application Form:

The Mandatory / Optional details are as follows:

S.NO	Details Required	Document to be Referred
1	Credit card or Debit card details (If payment is being made through Credit card / Debit card/Net Banking)	Credit Card / Debit Card/Net Banking Account User ID and its password
2	<ul style="list-style-type: none"> • Qualifying Examination appeared or passed • Hall ticket Number of the Qualifying Examination 	Marks memos / Hall Ticket Number of Degree / Intermediate / 10 th
3	Test Applied for 3-year LLB, 5-year LLB, Postgraduate LLM	Eligibility Criteria
4	Date of Birth, Birth District, Birth State	10 th or Equivalent Certificate
5	Hall Ticket Number of SSC or Equivalent examination Certificate	10 th or Equivalent Certificate
6	Local Status (OU/AU/SVU/ Non-local)	Certificate issued by Competent Authority
7	Income of Parents	Income certificate issued by MRO Or Competent Authority
8	STUDY DETAILS	Study certificates from Class 6 to 10+2 / degree or diploma / PG
9	Category (SC, ST, BC, etc.) and Application number of the Caste Certificate (in case of	Caste Certificate issued by the MRO/ Competent Authority

	SC/ST/BC only)	
10	Special Category (NCC, PH, Sports, CAP, Etc.)	The Certificate issued by Competent Authority
11	Aadhaar Card details	Aadhaar Card
12	Passport size photograph	A good quality passport size photograph in .jpg or .jpeg of size less than 50Kb
13	Signature	signature affixed with a black pen on a white paper shall be scanned and saved as .jpg or .jpeg of less than 30Kb

The following system requirements need to be available for comfortable browsing of AP LAW CET & AP PGLCET-2022 official website <https://cets.apsche.ap.gov.in/lawcet>

SYSTEM REQUIREMENTS:

For better viewing of AP LAW CET & A PPGLCET 2022 website

<https://cets.apsche.ap.gov.in/lawcet> and smooth Application submission through ONLINE mode, the candidates are hereby informed that the following computer system

Requirements are most desirable:

Google Chrome Latest Version

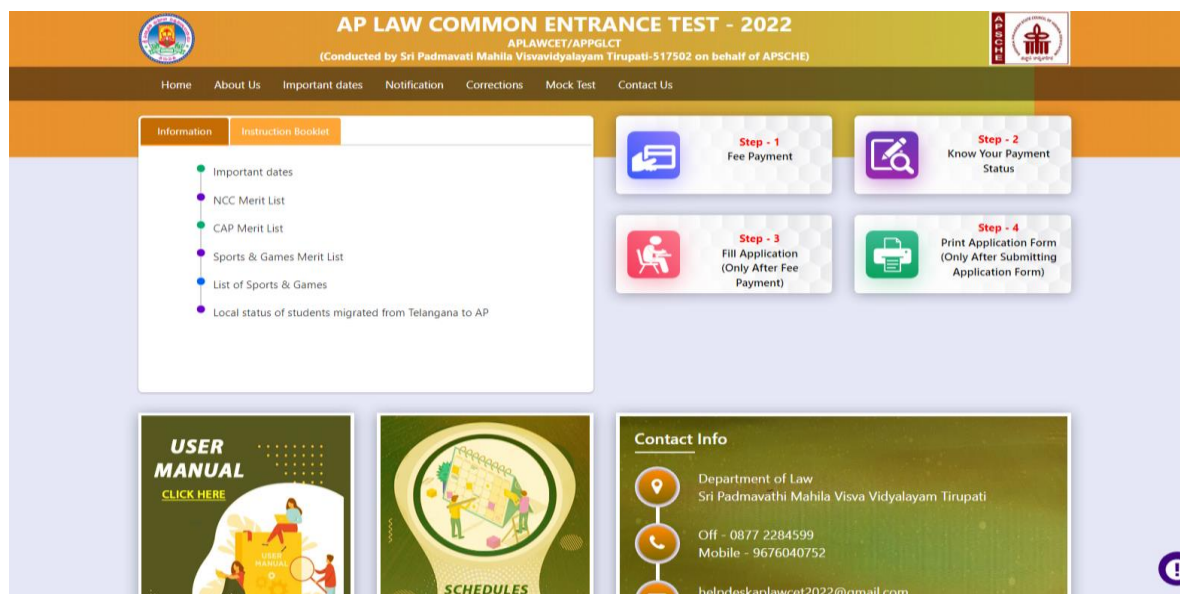
Adobe Acrobat Reader Latest Version

Disable the pop-up blocks and uninstall all the Script blockers.

AP LAW CET & AP PGLCET 2022 - FEE PAYMENT AND ONLINE APPLICATION FORM FILLING FLOWCHART

VISIT www.cets.apsche.ap.gov.in/lawcet & Click “APPLY ONLINE”

On your Internet Browser, type the website address <https://cets.apsche.ap.gov.in/lawcet>
Press **Enter**, the following screen is displayed on the computer screen.



There are 4 **Steps** in filing the AP LAW CET/AP PGLCET online application.

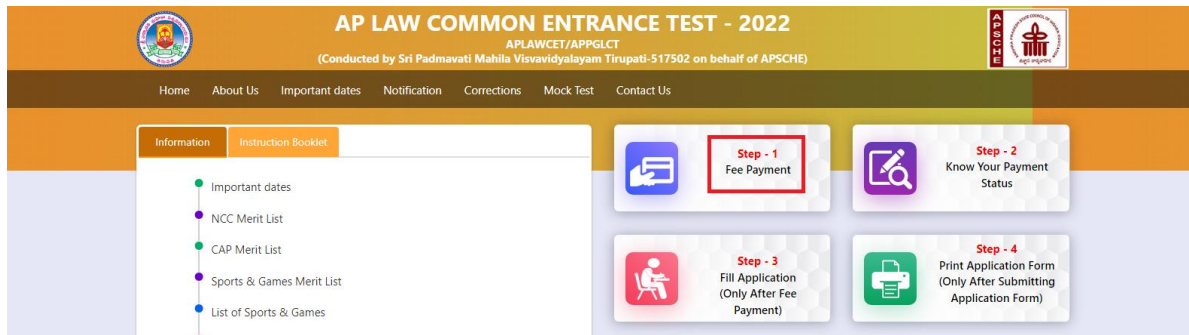
Step-1: Fee Payment: Candidate can make Online Fee Payment through this option.

Step-2: Know your payment status: Candidate can check Success/Failure status of Fee Payment

Step-3: Fill Application (Only After Fee Payment): After fee payment, candidate should fill in the Application form through this option.

Step-4: Print Application Form (Only After Submitting Application Form): After application form submission, candidate can print the submitted form.

Step 1: Select **Fee Payment Tab** from AP LAW CET/PG LCET home page as shown in the screen below.



After clicking on **Fee Payment Tab**, a fee payment web page will be displayed as shown in the screen

Fill in **ALL** the mandatory details given in the web page. The details are **Qualifying Examination Hall Ticket No., Candidate's Name, Date of Birth, Mobile Number, Mobile No Mentioned above belongs to Self or Father or Mother or Relative, Alternate Mobile Number, E-Mail ID, Stream LAW CET (admission into 3-year LLB) or LAW CET (admission into 5-year LLB) or PGLCET (admission into LLM) Fee Amount (FROZEN)** (will be populated automatically based on the stream selected by the candidate).

Course	OC	BC	SC/ST
3 Year/5 Year LL.B. Courses (AP LAW CET)	900	850	800
Post Graduate Law Course LL.M. (AP PGLCET)	1000	950	900

After filling all the mandatory details click on **Initiate Payment** button, the control will lead you to the PAYMENT GATEWAY where you can select the mode of payment credit card or debit card or net banking as shown in the screen below.

AP LAW COMMON ENTRANCE TEST - 2022
APLAWCET/APPGCET
 (Conducted by Sri Padmavati Mahila Viswavidyalayam Tirupati-517502 on behalf of APSCH)

Home About Us Important dates Notification Corrections Mock Test Contact Us

Fee Payment for AP LAW CET & AP PGLCET - 2022

Qualifying Exam HallTicket Number * : 1020304050

Candidate's Name * : Sadanala Srikanth

Date of Birth * (as per SSC or Equivalent) : 01/01/1998

Mobile Number * : 9849098490

Mobile Number Mentioned Above Is My * : Self Father Mother Relative

Alternate Mobile Number : Enter Alternate Mobile Number

E-Mail ID * : sri@gmail.com

Stream * : LAW CET 3 YEARS (ENTRANCE TEST FOR ADMISSION INTO THREE YEAR BL/LLB COURSE)
 LAW CET 5 YEARS (ENTRANCE TEST FOR ADMISSION INTO FIVE YEAR BL/LLB COURSE)
 PGLCET (ENTRANCE TEST FOR ADMISSION INTO TWO YEAR LLM/ML COURSE)

Category * : OC BC_A BC_B BC_C BC_D BC_E SC ST

Payment Options (Convenience charges as applicable) * : Net Banking (HDFC)
 Net Banking (SBI)
 Net Banking (ICICI)
 Net Banking (Others)
 Debit Card
 Credit Card

Fee Amount :
 Rs. 850.00/-

Initiate Payment

NOTE : In case your account is debited and the website gets disconnected before payment receipt generation, kindly compulsory check your Payment Status using Know Your Payment Status option by providing your details. If you get message "Payment Details Not Found", candidate is requested to go for a fresh payment and the amount for the failure transaction will be refunded to their debited bank account in 7 to 10 working days.

All Copy Rights Reserved with APSCH. Designed & Developed By **APOnline**

Note: The candidate can use VISA or MASTERCARD or MAESTRO type Debit card issued by any Bank.

After the relevant **Payment Mode** is selected by the candidate, click on the button **“Initiate Payment”** and the control will automatically take you to the **BANK PAYMENT GATEWAY** screen.

(NOTE: During the Payment processes, **DO NOT** double click on buttons or click on Back / Refresh buttons or **DO NOT** close the Browser web page abruptly; instead maintain patience as prompted on the screen).

Clicking on **Debit Card** button, the following page will be displayed, fill in all the debit card details and click on **Pay** button as shown in the screen below.

The screenshot shows a payment gateway interface for a debit card transaction. The page is titled "secure.aponline.gov.in" in the top right corner. The order number is "EBS1405A74544D59" and the total amount is "INR 860.03".

The interface is divided into several sections:

- Test Mode:** A blue button indicating the current mode.
- SAVED CARDS / NEW CARD:** Two buttons at the top, with "NEW CARD" selected and marked with a checkmark.
- Card Details:** A form with fields for card number (masked as "XXXXXXXXXX 11"), expiry date (09 / 23), and a "Test" field. A "Make Payment" button is below the card details.
- CUSTOMER CONTACT DETAILS:** A section with fields for Email ID (sri@gmail.com) and Mobile No. (9849098490).
- PAYMENT SUMMARY:** A red header section showing the total amount as "INR 860.03".
- Payment Methods:** Logos for VISA, MasterCard, DISCOVER, and Debit Club are displayed.
- Security and Certifications:** Logos for PCI and ISO 22001 are shown at the bottom.

At the bottom of the page, there is a disclaimer: "This is a secure payment gateway using 256-bit SSL encryption. Powered by EBS In - Payment Service Provider Part of Ingenico Payment Services."

Alternatively, the payment can be made through Net Banking also.

The confirmation of successful payment of Registration Fee is shown with the **“Transaction is successful”** message along with Payment ID.

AP LAW COMMON ENTRANCE TEST - 2022
APLAWCET/APPGLCT
(Conducted by Sri Padmavati Mahila Visvavidyalayam Tirupati-517502 on behalf of APSCE)

Home About Us Important dates Notification Corrections Mock Test Contact Us

Payment Success for AP LAW CET & AP PGL CET - 2022

Your Payment done Successfully

Payment ID	:	P22100002969
Candidate's Name	:	SADANALA SRIKANTH
Qualifying Examination Hall Ticket No	:	1020304050
Payment Reference Number	:	EBS1405A74544D59
Mobile Number	:	9849098490
Total Amount	:	860.03

Note : Please note the above mentioned Payment ID for all your future correspondence

[Proceed to Fill Application](#)

All Copy Rights Reserved with APSCE. Designed & Developed By [APOnline](#)

Note: Preserve Payment reference ID (after payment) for future correspondence.

Candidate has two options either to proceed to fill in the application immediately or at a later date [**** Refer to last dates**]. Click on **“Proceed to Fill Application”** to fill the application immediately and you will be taken to the Application screen as described in step 3. If you choose another day to fill the application, simply close the window and in such case, you need to start from step3.

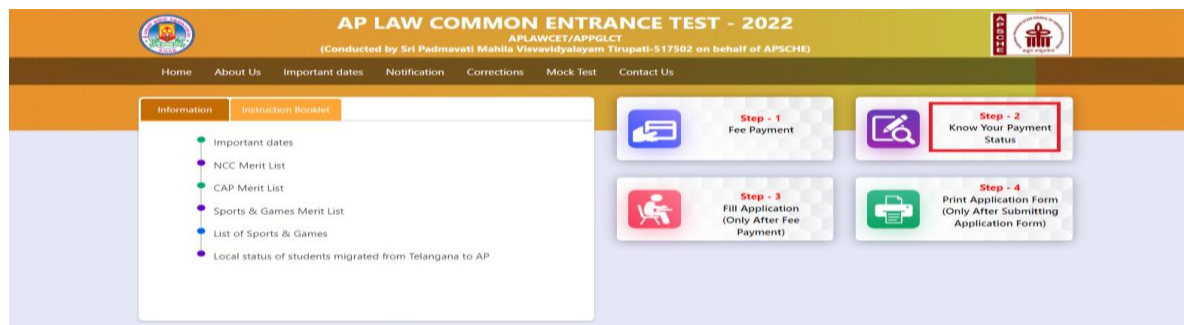
In a rare case, if the amount is deducted from your account and message of **“Transaction is successful”** or the payment ID is not displayed, wait for few hours and check your payment status as described in step 2.

Otherwise pay the registration fee again as in step 1. The amount deducted from your account made in the first attempt will be refunded or rolled back into your account.

Step 2: Know Your Payment Status

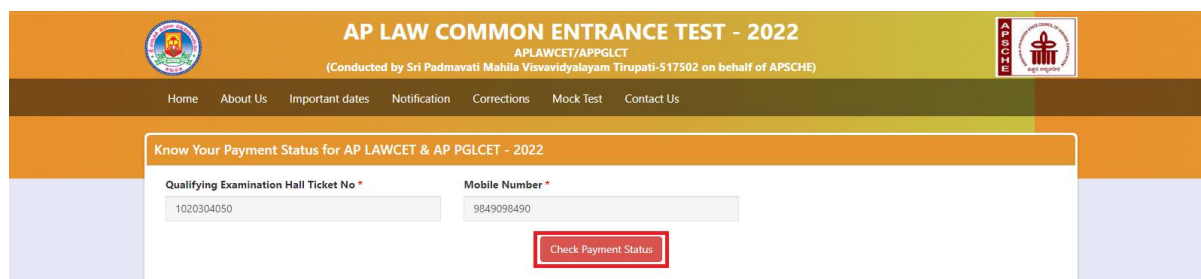
The candidate can also check the status of payment made through this option.

Click on **Know Your Payment Status** tab for checking the status of the payment as shown in the below screen.

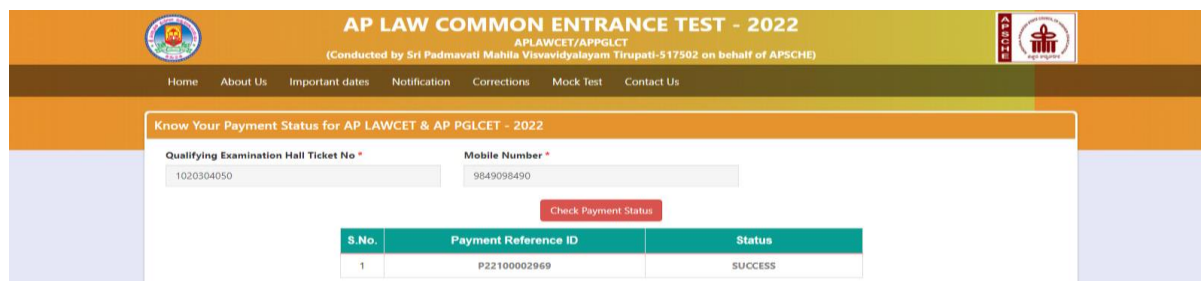


After clicking on **Know Your Payment Status** Tab, the following page will be displayed.

Furnish the same hall ticket number and mobile number as given in step 1 and click on **Check Payment Status** button as shown in the screen below.

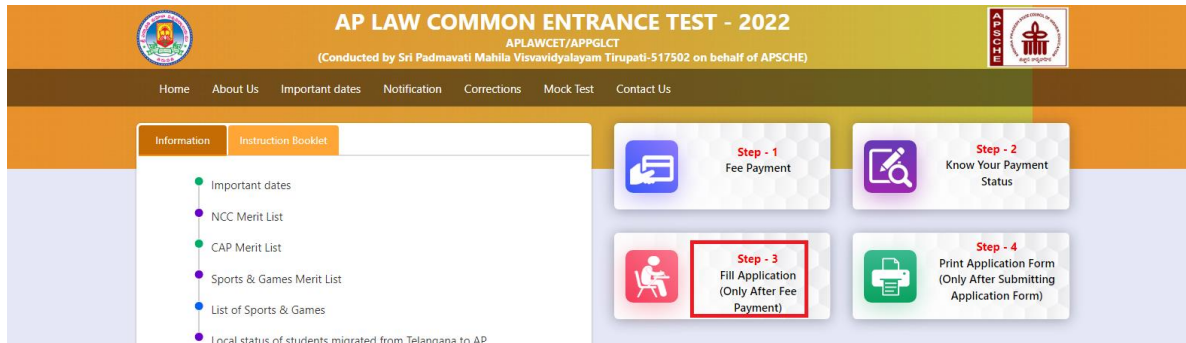


After clicking on **Check Payment Status** button, the following success/Failure page will be displayed as shown in the screen below.



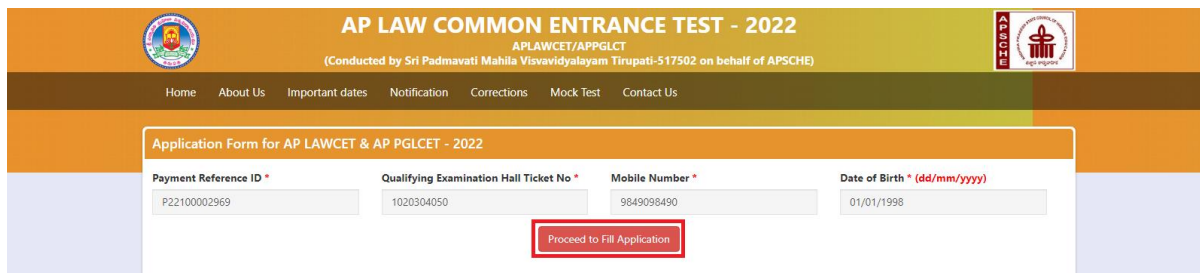
Step 3: Fill Application (Only After Fee Payment)

The candidate can start filling the application by selecting the tab “Fill Application (only after fee payment)”



The screenshot shows the website header with the title "AP LAW COMMON ENTRANCE TEST - 2022" and the subtitle "APLAWCET/APGLCT (Conducted by Sri Padmavati Mahila Visvavidyalayam Tirupati-517502 on behalf of APSCH)". The navigation menu includes Home, About Us, Important dates, Notification, Corrections, Mock Test, and Contact Us. The main content area is divided into two sections: "Information" and "Instruction Booklet". The "Information" section lists several links: Important dates, NCC Merit List, CAP Merit List, Sports & Games Merit List, List of Sports & Games, and Local status of students migrated from Telangana to AP. The "Instruction Booklet" section is currently selected. To the right, there are four steps of the application process, each with an icon and a description: Step - 1: Fee Payment (icon: hand holding a card), Step - 2: Know Your Payment Status (icon: magnifying glass over a document), Step - 3: Fill Application (Only After Fee Payment) (icon: person at a desk, highlighted with a red border), and Step - 4: Print Application Form (Only After Submitting Application Form) (icon: printer).

Fill in the details of payment reference ID, Qualifying examination Hall ticket number, mobile number and date of birth and click on **Proceed to fill application** button.



The screenshot shows the "Application Form for AP LAW CET & AP PGL CET - 2022" page. The header is the same as the previous screenshot. The main content area contains a form with four input fields: "Payment Reference ID *", "Qualifying Examination Hall Ticket No *", "Mobile Number *", and "Date of Birth * (dd/mm/yyyy)". The values entered in the fields are: P22100002969, 1020304050, 9649098490, and 01/01/1998. Below the fields is a red button labeled "Proceed to Fill Application".

In the application form, the fields marked with (*) symbol are MANDATORY which cannot be left blank without providing information. The details provided during the Registration Fee payment are frozen and cannot be edited.



AP LAW COMMON ENTRANCE TEST - 2022

APLAWCET/APPGLCT
(Conducted by Sri Padmavati Mahila Viswavidyalayam Tirupati-517502 on behalf of APSCHE)



[Home](#) [About Us](#) [Important dates](#) [Notification](#) [Corrections](#) [Mock Test](#) [Contact Us](#)

Application Form for AP LAW CET & AP PGLCET - 2022

Payment Reference ID * P22100002969
Qualifying Examination Hall Ticket No * 1020304050
Mobile Number * 9849098490
Date of Birth * (dd/mm/yyyy) 01/01/1998

Candidate Details :

Candidate's Name * SADANALA SRIKANTH
Father's Name * ENTER FATHER'S NAME
Mother's Name * ENTER MOTHER'S NAME
Date of Birth * (dd/mm/yyyy) 01/01/1998
Gender * Male Female Transgender
Ration Card Number
Enter Ration Card Number

Annual Income of the Parents (Rs.)

Below One Lakh Above one Lakh and Below Two Lakhs Above Two Lakhs and below Eight Lakhs Above Eight Lakhs
Income Certificate Number
Enter Income Certificate Number

Category

BC_C **Caste Certificate Number**
Enter Caste Certificate Number

EWS(Economically Weaker Section) Eligibility *

EWS Eligibility * Yes No

Special Reservation Category

National Cadet Corps (NCC)
 Children of Armed Personnel (CAP)
 Sports & Games

PH (Physically Handicapped)

VH (Visually Handicapped)
 HI (Hearing Impaired)
 OH (Orthopedically Handicapped)

Minority / Non-Minority *

Non-Minority Minority

Candidate Bank Details

Name as in Bank Account Enter Name as in Bank Account
Account Number Enter Account Number
IFSC Code Enter IFSC Code

Address

House No. (or) C/O * Enter Present House No.(or) C/O	Village / Street / Locality * Enter Present Village / Street / Locality	Mandal / Town / City * Enter Present Mandal / Town / City
District * --Select--	State * --Select--	Pin Code * Enter Present Pin Code
Mobile Number * 9849098490	Alternate Mobile Number Enter Alternate Mobile Number	Telephone Number (Landline) Enter Telephone Number (Landline)
E-Mail Id * sri@gmail.com		

Permanent Address Permanent Address Same as Present Address

House No. (or) C/O * Enter Permanent House No.(or) C/O	Village / Street / Locality * Enter Permanent Village / Street / Locality	Mandal / Town / City * Enter Permanent Mandal / Town / City
District * --Select--	State * --Select--	Pin Code * Enter Permanent Pin Code

Qualifying Examination

Type of the Exam * <input type="radio"/> BA <input type="radio"/> BCOM <input type="radio"/> BSC <input type="radio"/> BBA <input type="radio"/> BBM <input type="radio"/> BCA <input type="radio"/> BE / B.TECH <input type="radio"/> BPHARMACY <input type="radio"/> OTHERS DO YOU POSSESS PG DEGREE ALSO <input type="radio"/> YES <input checked="" type="radio"/> NO	Major Group Subjects of the Qualifying Exam * Enter Major Group Subject-1 Enter Major Group Subject-2 Enter Major Group Subject-3 Hall Ticket No of the Qualifying Examination * 1020304050 Year of App. / Passing the Qualifying Exam * --Select-- Medium of Instruction at Qualifying Exam * <input checked="" type="radio"/> English <input type="radio"/> Telugu <input type="radio"/> Urdu <input type="radio"/> Others
---	---

SSC or Equivalent (10th Class) *

<input checked="" type="radio"/> Urban <input type="radio"/> Rural	SSC Hall Ticket No * Enter SSC Hall Ticket No	Month of Passing * --Select--	Year of Passing * --Select--
---	---	---	--

Intermediate or Equivalent (10+2) *

<input checked="" type="radio"/> Urban <input type="radio"/> Rural	Intermediate Hall Ticket No * Enter Intermediate Hall Ticket No	Month of Passing * --Select--	Year of Passing * --Select--
---	---	---	--

What is Your Degree : * 3 Years 4 Years

Place of Study

(Year of pass shall be equal or greater than year of first appearance)

Class - 9 *	Place / Village *	School Name / Institute Name *	Year Of Pass *	Year Of First Appearance *
--Select--	Enter Place / Village	Enter School Name / Institute Name	--Select--	--Select--
Class - 10 *	Place / Village *	School Name / Institute Name *	Year Of Pass *	Year Of First Appearance *
--Select--	Enter Place / Village	Enter School Name / Institute Name	--Select--	--Select--
Inter 1st Year *	Place / Village *	School Name / Institute Name *	Year Of Pass *	Year Of First Appearance *
--Select--	Enter Place / Village	Enter School Name / Institute Name	--Select--	--Select--
Inter 2nd Year *	Place / Village *	School Name / Institute Name *	Year Of Pass *	Year Of First Appearance *
--Select--	Enter Place / Village	Enter School Name / Institute Name	--Select--	--Select--
Degree 1st Year *	Place / Village *	School Name / Institute Name *	Year Of Pass *	Year Of First Appearance *
--Select--	Enter Place / Village	Enter School Name / Institute Name	--Select--	--Select--
Degree 2nd Year *	Place / Village *	School Name / Institute Name *	Year Of Pass *	Year Of First Appearance *
--Select--	Enter Place / Village	Enter School Name / Institute Name	--Select--	--Select--
Degree 3rd Year *	Place / Village *	School Name / Institute Name *	Year Of Pass *	Year Of First Appearance *
--Select--	Enter Place / Village	Enter School Name / Institute Name	--Select--	--Select--

Local Area *

For local status of students migrated from Telangana to AP, refer home page

Details of Common Entrance Test

Stream / Entrance Exam *
LAWCET 3 YEARS (ENTRANCE TEST FOR ADMISSION INTO THREE YEAR B.U./LLB COURSE)

Test Centre Preferences

Primary District * --Select--	Preference 1 * --Select--	Preference 2 * --Select--	Preference 3 * --Select--
Secondary District * --Select--	Preference 1 * --Select--	Preference 2 * --Select--	Preference 3 * --Select--

Are you appearing for Ed.CET also on the same date : * YES NO

I have carefully gone through the instruction Booklet and I am conversant with the instructions. I shall abide by the eligibility conditions and other regulations to be satisfied for appearing at the entrance test and admission into any course prescribed. Further, I assure that, I will not involve in any malpractice or illegal activities in the entrance test. In case, I have furnished any false information or involved in any malpractice or illegal activities, I am liable for punishment as per the existing law. I am responsible for the correctness of the above details filled in by me and the CONVENER, AP LAW CET & AP PGLCET - 2022 is not responsible in any way. Mere appearing for the entrance examination does not confer any right for me to take admission.

Save

Preview / Submit

SAVE : Will record the partially filled details in the Database. The same can be retrieved at your convenience and you can continue to fill the rest and submit the form.

PREVIEW / SUBMIT : You will have a chance to preview your application and then finally confirm your application by clicking on Confirm button.

Candidates need to fill in the following details in the application form:

Candidate Details:

The screenshot shows a form titled "Candidate Details" with the following fields and values:

Field	Value
Candidate's Name *	SADANALA SRIKANTH
Father's Name *	SADANA RAMA KRISHNA
Mother's Name *	SADANALA LAKSHMI
Date of Birth * (dd/mm/yyyy) <small>(as per SSC or Equivalent Records)</small>	01/01/1998
Gender *	<input checked="" type="radio"/> Male <input type="radio"/> Female <input type="radio"/> Transgender
Ration Card Number	Enter Ration Card Number
Aadhaar Card Number *	3XXXXXXXX05

Candidate Name: Name of candidate as entered in fee payment screen will be displayed here and cannot be modified or edited.

Father's Name: The candidate has to enter his / her father's name as per 10th class records in the provided space in CAPITAL LETTERS.

Mother's Name: The candidate has to enter his / her mother's name as per 10th class records in the provided space in CAPITAL LETTERS.

Date of Birth: Date of Birth as entered in fee payment screen will be displayed here and cannot be modified or edited.

Gender: Select your Gender among the three options given.

Aadhaar Card Number/Enrollment No.: Enter your Aadhar Card number if not available, enter the Aadhar Enrolment number.

Ration Card Number: Enter the Ration card number of your family.

Annual Income of the Parents (in Rs.): Select the any one of the four options provided as given below regarding the "Annual Income of the Parents (Rs.);" A valid income certificate issued by competent authority and its number shall be entered.

Note: **Annual Income of the Parents will** be auto populated on entering **Income Certificate Number**. Select **Yes** or **No** to confirm the details populated by the application system as shown in the screen below.

Annual Income of the Parents (Rs.)

Below One Lakh
 Above one Lakh and Below Two Lakhs
 Above Two Lakhs and below Eight Lakhs
 Above Eight Lakhs

Income Certificate Number
IC01XXXXXXXXXX

Income Certificate Details	
Candidate Name	: V/XXXXXXXXXXXXXXXXX/N/A
Father Name / Husband Name	: V/XXXXXXXXXXXXXXXXX/N/A
Valid Date	: 13/10/2025
Total Income (Rs.)	: 90000.00
Confirm Your Income Certificate Details	: <input type="radio"/> Yes <input type="radio"/> No

If the candidate's **Annual Income of the Parents** is not auto populated on entering **Income Certificate Number**, candidate should enter the **Income Certificate Number** manually.

Caste Category: Click on the relevant option of your caste category as per the Caste certificate. Enter the caste certificate number issued by the competent authority in case your caste category is other than OC.

Note: **Caste Certificate Details** will be auto populated on entering **Caste Certificate Number**. Select **Yes** or **No** to confirm the details populated by the application system as shown in the screen below.

Category

BC_D

Caste Certificate Number ⓘ
CGC01214XXXXXXXXXX

Caste Certificate Details	
Candidate Name	: XXXXXXXXXXXXXXXXXXXX/N/A
Father Name	: XXXXXXXXXXXXXXXXXXXX/N/A
Category	: VADABALLUA (BCA)
Confirm Your Caste Certificate Details	: <input checked="" type="radio"/> Yes <input type="radio"/> No

If the candidate's **Caste Certificate Details** are not auto populated on entering **Caste Certificate Number**, candidate should enter the **Caste Certificate Number** manually.

Eligible for EWS (Economically Weaker Sections): Click on Yes if you are eligible for EWS and have a valid EWS certificate issued by Tahsildar and it is latest by 2022. After clicking on 'Yes' you have to enter the EWS certificate number manually and this will be verified at Helpline Centre.

Special Reservation Category: Reservations are provided for candidates with NCC, CAP, and Sports & Games categories also. Select the applicable categories for which supportive certificates are available and should be provided as shown in the screen below.

National Cadet Corps (NCC): Enter NCC Merit Number and upload certificate in .PDF file format

Children of Armed Personnel (CAP): Enter CAP Merit Number and upload certificate in .PDF file format

Sports & Games: Enter Sports & Games Merit Number and upload certificate in .PDF file format

Physically Handicapped:

In case of PH, the medical board certificate issued through SADAREM shall be entered.

Note: If the candidate is Physically Handicapped, select the type of disability Visually impaired (VH) Hearing Impaired (HI), Physically/Orthopedically disabled (OH) check box and enter Sadarem Number.

Sadarem Certificate Details will be auto populated on entering **Sadarem Number**.

Select **Yes** or **No** to confirm the details populated by the application system as shown in the screen below. If the candidate's **Sadarem Certificate Details** are not auto

Sadarem Certificate Details *		
Candidate Name	:	XXXXXXXXXXXXXXXXXXXX
PH Category	:	XXXXXXXXXXXXXXXXXXXX
Percentage	:	53.0
Confirm Your Sadarem Details	:	<input checked="" type="radio"/> Yes <input type="radio"/> No

populated on entering **Sadarem Number**, candidate should enter the **Sadarem Number** manually.

Minority/ Non-Minority: If the candidate belongs to any of the minority communities such as Muslim, Christian, Buddhist, Sikh, Jain, Zoroastrian or other minority, click on Minority button and select the applicable minority. Otherwise, if the candidate does not belong to a Minority community, then the non-Minority option has to be clicked.

Minority / Non-Minority *

Non-Minority Minority

Minority *

Muslim Christian Buddhist Sikh Jain Zoroastrian Other Minority

Candidate Bank Details: Candidate should enter his/her bank details like Name of the Account Holder, Account No and IFSC Code. This data is required for mainly scholarship remittance if applicable.

Candidate Bank Details

Name as in Bank Account	Account Number	IFSC Code
Andhra Bank	124521573157315	ANDB1234

Address:

Candidate should enter his/her Present/Permanent address with the following fields House No or C/O, Village/Street/Locality, Mandal/Town/City, District, State, Pin code, Mobile No & Email ID as shown in the screen below.

The screenshot shows a web form with two main sections: 'Address' and 'Permanent Address'. The 'Address' section includes fields for House No. (or) C/O (10/B), District (Konaseema), Mobile Number (9849098490), E-Mail Id (sri@gmail.com), Village / Street / Locality (Pragathi Nagar), State (ANDHRA PRADESH), Alternate Mobile Number, Mandal / Town / City (Amalapuram), Pin Code (544248), and Telephone Number (Landline). The 'Permanent Address' section is identical to the 'Address' section but includes a checked checkbox for 'Permanent Address Same as Present Address'.

House No. (Or) C/O: Candidate should enter House Number.

Village/Street /Locality: Candidate should enter Street Number or Locality Number or Village Name.

Mandal/Town/City: Candidate should enter Mandal Name or Town Name or City Name.

District: Candidate should enter District Name.

State: Candidate should enter State Name.

Pin Code: Candidate should enter Pin Code Number.

Mobile Number & Email ID: (Mobile No & Email ID will be auto populated which was furnished at the time of Fee Payment I.e., in Step 1).

Alternate Mobile Number, Telephone Number (Landline): Candidate can enter another contact number or Land Line Number which will be used to contact in case of not reachable Primary Mobile Number.

Note: Select **Permanent Address** check box if the present address is your **Permanent Address**

Qualifying Examination:

The screenshot shows a web form titled "Qualifying Examination". It is divided into several sections:

- Qualifying Examination**
 - Type of the Exam *
 - BA
 - BCOM
 - BSC
 - BBA
 - BBM
 - BCA
 - BE / B.TECH
 - BPHARMACY
 - OTHERS
 - DO YOU POSSESS PG DEGREE ALSO YES NO
- Major Group Subjects of the Qualifying Exam *
 - Commerce
 - Economics
 - Civics
- Hall Ticket No of the Qualifying Examination *
 - 1020304050
- Year of App. / Passing the Qualifying Exam *
 - 2021
- Medium of Instruction at Qualifying Exam *
 - English
 - Telugu
 - Urdu
 - Others

- SSC or Equivalent (10th Class) ***
- Urban Rural
- SSC Hall Ticket No *
 - 1231245150
- Month of Passing *
 - April
- Year of Passing *
 - 2016
- Intermediate or Equivalent (10+2) ***
- Urban Rural
- Intermediate Hall Ticket No *
 - 6346543643
- Month of Passing *
 - April
- Year of Passing *
 - 2018
- What is Your Degree *
- 3 Years 4 Years

Select the appropriate type of qualifying examination and also enter the names of the major group subjects (other than language subjects). Also mention whether you are also a postgraduate by selecting yes or no buttons.

Enter the hall ticket number of the qualifying examination (Intermediate or degree or LLB as applicable) and the year of passing the qualifying examination / appearing for the final year of qualifying examination.

Medium of Instruction at Qualifying Exam: Enter the medium of instruction at the qualifying examination (Intermediate or degree or LLB as applicable).

SSC or Equivalent (10th Class): Candidate should select Urban or Rural location where he pursued his 10th class study, Enter the SSC (10th class) or Equivalent Hall Ticket No., Month of Passing and Year of Passing.

On entering SSC Hall Ticket No, Month of Passing & Year of passing, Candidate details will be populated as shown in the screen below.

SSC or Equivalent (10th Class) *

Urban
 Rural

SSC Hall Ticket No * : 142XXXXXX
Month of Passing * : April
Year of Passing * : 2014

SSC Education Details *

Candidate Name : XXXXXXXXXXXXXXXX
Father Name : MURUGANATHAN
Date of Birth : 14/03/1999
School Name : RAJU HIGH SCHOOL(EM & TM), RAYACHOTI
District : Y.S.R
Confirm Your SSC Education Details : Yes No

Intermediate or Equivalent (10+2): Candidate should select Urban or Rural location where he pursued his 10+2 classes of study Enter the Intermediate / 10+2 or Equivalent Hall Ticket No., Month of Passing and Year of Passing.

Places of Study: The candidate has to select the district name from the drop-down values related to his study for each of Class-6 to Intermediate II year / equivalent, Degree or Diploma and / or PG However, if a candidate has studied in a state other than Andhra Pradesh or Telangana, then select OTHER STATE. If studied outside India, select OTHER COUNTRY.

Place of Study

(Year of pass shall be equal or greater than year of first appearance)

Class - 9 *	Place / Village *	School Name / Institute Name *	Year Of Pass *	Year Of First Appearance *
Konaseema	Amalapuram	Vani High School	2015	2015
Class - 10 *	Place / Village *	School Name / Institute Name *	Year Of Pass *	Year Of First Appearance *
Konaseema	Amalapuram	Vani High School	2016	2016
Inter 1st Year *	Place / Village *	School Name / Institute Name *	Year Of Pass *	Year Of First Appearance *
Konaseema	Amalapuram	Rose Junior College	2017	2017
Inter 2nd Year *	Place / Village *	School Name / Institute Name *	Year Of Pass *	Year Of First Appearance *
Konaseema	Amalapuram	Rose Junior College	2018	2018
Degree 1st Year *	Place / Village *	School Name / Institute Name *	Year Of Pass *	Year Of First Appearance *
Konaseema	Amalapuram	SKS Degree College	2019	2019
Degree 2nd Year *	Place / Village *	School Name / Institute Name *	Year Of Pass *	Year Of First Appearance *
Konaseema	Amalapuram	SKS Degree College	2020	2020
Degree 3rd Year *	Place / Village *	School Name / Institute Name *	Year Of Pass *	Year Of First Appearance *
Konaseema	Amalapuram	SKS Degree College	2021	2021

Local Area *

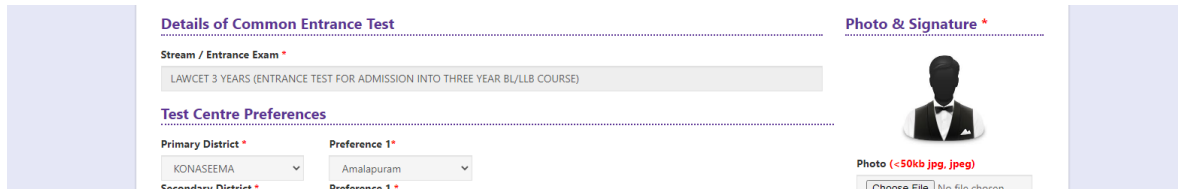
AU

For local status of students migrated from Telangana to AP, refer home page

Local Area: Based on the places of study during the preceding 7 years of the qualifying examination, local area is decided.

On entering the candidate's places of study, local area of the candidate is auto populated by the application system i.e., AU, SVU, OU or NL. However, these credentials will be verified based on the certificates produced at the time of admission.

Details of Common Entrance Test



Details of Common Entrance Test

Stream / Entrance Exam *
LAWCET 3 YEARS (ENTRANCE TEST FOR ADMISSION INTO THREE YEAR BL/LLB COURSE)

Test Centre Preferences

Primary District * KONASEEMA
Preference 1* Amalapuram

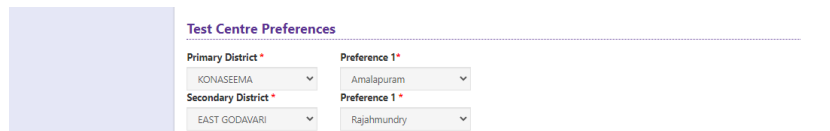
Photo & Signature *
Photo (<50kb .jpg, .jpeg)
Signature

Stream/Entrance Exam: Stream field options are populated automatically from the data the candidate has chosen or furnished at the time of payment of Registration fee.

- **LAWCET (Admission into 3-year LLB)**
- **LAWCET (Admission into 5-year LLB)**
- **PGLCET (Admission into LLM)**

Test Centre Preference:

Select Primary & Secondary Test Center from the drop-down list as shown in the screen below



Test Centre Preferences

Primary District * KONASEEMA
Secondary District * EAST GODAVARI
Preference 1* Amalapuram
Preference 2* Rajahmundry

Candidates are given option to choose two preferences of centers of their choice from the above list.

However, Convener reserves the right to allot candidates to any other center(s) in unavoidable circumstances.

Are you appearing for AP Ed.CET-2022 also?

As APLAWCET / APPGLCET and APEdCET are scheduled on same day this year, and the qualification for admission is same, you are required to submit whether you are appearing for APEdCET also-Yes or No

Photo and Signature:

Photo & Signature *

Sample Photo

Photo (<50kb jpg, jpeg)

Choose File No file chosen

Signature (<30kb jpg, jpeg)

Choose File No file chosen

DON'T FORGET to upload your Photograph & Signature. A good quality passport size photograph in **.jpg or .jpeg** of **less than 50Kb** and signature signed with a black pen on a white paper shall be scanned and saved as **.jpg or .jpeg** of **less than 30Kb** shall be uploaded by clicking on browse button under the photograph and signature panels and selecting the files already kept ready.

Save and Preview/Submit

After furnishing ALL the required data and correct particulars, read the declaration at the end of the page and select the check box if you are done with Online Application Form filling. Then, click on save to save the data.

I have carefully gone through the instruction Booklet and I am conversant with the instructions. I shall abide by the eligibility conditions and other regulations to be satisfied for appearing at the entrance test and admission into any course prescribed. Further, I assure that, I will not involve in any malpractice or illegal activities in the entrance test. In case, I have furnished any false information or involved in any malpractice or illegal activities, I am liable for punishment as per the existing law. I am responsible for the correctness of the above details filled in by me and the CONVENER, AP LAW CET & AP PGLCET - 2022 is not responsible in any way. Mere appearing for the entrance examination does not confer any right for me to take admission.

Save Preview / Submit

SAVE: Will record the partially filled details in the Database. The same can be retrieved at your convenience and you can continue to fill the rest and submit the form.

PREVIEW / SUBMIT: You will have a chance to preview your application and then finally confirm your application by clicking on Confirm button.

All Copy Rights Reserved with APSCHE. Designed & Developed By APOnline

Clicking on Save button will save the entered details partially and displays a message as shown in the screen below

The screenshot shows the 'Test Centre Preferences' form. A modal dialog box is displayed in the center with the text: "Your Application is Saved Temporarily. Click on Submit button to confirm your Application" and a "Close" button. The form in the background includes dropdown menus for "Primary District" (KONASEEMA) and "Secondary District" (EAST GODAVARI), and "Preference 1" (Amalapuram and Rajahmundry). There are also radio buttons for "Are you appearing for Ed.CET also on the same date?" (YES/NO) and a checkbox for a declaration statement.

If you are sure of the data entered, you can Preview/submit the online application.

This screenshot shows the declaration section of the form. A checkbox is checked, and the text reads: "I have carefully gone through the instruction Booklet and I am conversant with the instructions. I shall abide by the eligibility conditions and other regulations to be satisfied for appearing at the entrance test and admission into any course prescribed. Further, I assure that, I will not involve in any malpractice or illegal activities in the entrance test. In case, I have furnished any false information or involved in any malpractice or illegal activities, I am liable for punishment as per the existing law. I am responsible for the correctness of the above details filled in by me and the CONVENER, AP LAW CET & AP PGL CET - 2022 is not responsible in any way. Mere appearing for the entrance examination does not confer any right for me to take admission." Below the text are "Save" and "Preview / Submit" buttons. At the bottom, there are instructions: "SAVE: Will record the partially filled details in the Database. The same can be retrieved at your convenience and you can continue to fill the rest and submit the form." and "PREVIEW / SUBMIT: You will have a chance to preview your application and then finally confirm your application by clicking on Confirm button." The footer includes "All Copy Rights Reserved with APSCH" and "Designed & Developed By APOnline".

Further, the same will be displayed at the bottom of the page. If all the details are furnished, then the screen will change to the next page after the Submit button is clicked.

Modify and Confirm/Freeze

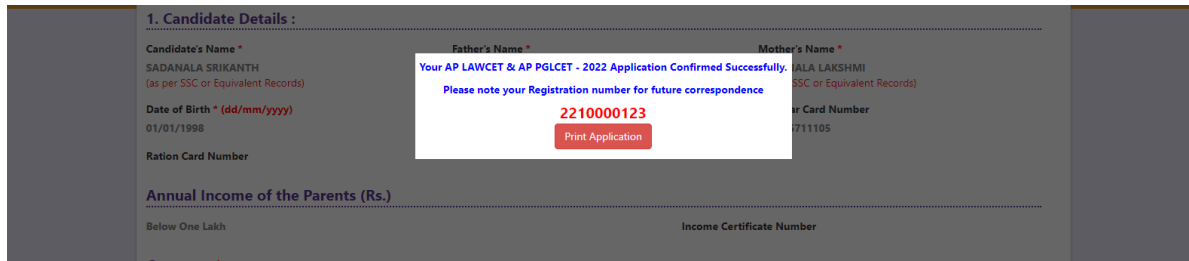
Once the online application is **Submitted**, two more buttons pop up **MODIFY** and **CONFIRM/FREEZE** will be enabled.

This screenshot shows the declaration section of the form after submission. The text is identical to the previous screenshot. Below the text are "Modify" and "Confirm / Freeze" buttons. The footer includes "All Copy Rights Reserved with APSCH" and "Designed & Developed By APOnline".

A click on **Modify** button enables the candidate to re-inspect the entire application to correct any errors or mistakes in the submitted application. **This is only a last chance to rectify the data.**

After the data is modified and saved, the data need to be confirmed by clicking on **CONFIRM/FREEZE** to submit the application finally. The data in the application is frozen and no more editing is allowed.


After clicking on Confirm button, the application will be submitted and a pop-up message will be displayed as shown in the screen below.



The screenshot displays a web form titled "1. Candidate Details :". The form contains fields for Candidate's Name (SADANALA SRIKANTH), Date of Birth (01/01/1998), Ration Card Number, Annual Income of the Parents (Rs.), and Income Certificate Number. A pop-up message is overlaid on the form, stating: "Your AP LAW CET & AP PGLCET - 2022 Application Confirmed Successfully. Please note your Registration number for future correspondence. 2210000123. Print Application".

“Your application is submitted successfully. Please note your Registration Number for further reference”.

Candidate can take print out of the application by clicking on **Print** button present bottom of the application which is useful for further correspondence. The same should be submitted in the test center. Use the **Registration number** for future reference.

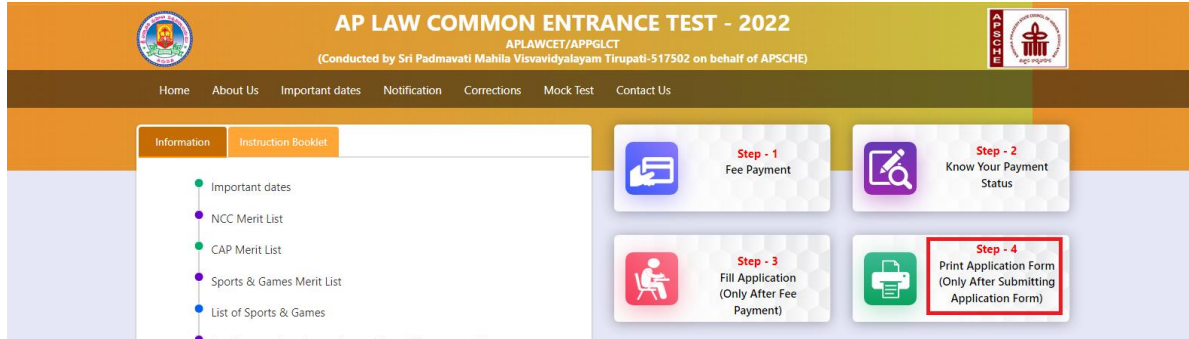
AP LAW COMMON ENTRANCE TEST - 2022			
APLAWCET/APPLCET (Conducted by Sri Padmavati Mahila Viswavidyalayam Tirupati-517502 on behalf of APSCHE)			
1. Stream #		LAWCET 3 YEARS (ENTRANCE TEST FOR ADMISSION INTO THREE YEAR B.L.B.L COURSE)	
2. (a) Qualifying Examination		BA	
(b) Qualifying Exam Hall Ticket No #		1030304050	
(c) Year of App. Passing the Qualifying Exam		2021	
(d) Medium of Instruction at Qualifying Exam		English	
(e) Place of Study - Intermediate or Equivalent		Urban	
3. (a) Candidate's Name #		SADANALA SRIKANTH	
(b) Father's Name #		SADANALA RAMAKRISHNA	
(c) Mother's Name		SADANALA LAKSHMI	
(d) Date of Birth (as per SSC or Equivalent) #		01.01.1998	
(e) Gender		Male	
4. Category		B.C.C	
5. Local Area		AU	
6. (a) Non-Minority / Minority		Non-Minority	
(b) Minority Category		N.A	
7. Annual Income of the Parents (Rs.)		Below One Lakh	
8. (a) Study Details			
Class - 9	Konaseema	Class - 10	Konaseema
Inter 1st Year	Konaseema	Inter 2nd Year	Konaseema
Degree 1st Year	Konaseema	Degree 2nd Year	Konaseema
Degree 3rd Year	Konaseema		
(b) Place of Study - SSC or Equivalent		Urban	
(c) SSC Hall Ticket Number & Year of Passing		1231245150, April - 2016	
(d) Inter Hall Ticket Number & Year of Passing		6346943643, April - 2018	
9. (a) Address for Correspondence		10 B, PRAGATHI NAGAR, AMALAPURAM, Konaseema, ANDHRA PRADESH, 544248	
(b) Contact Telephone Number (Mobile)		9849084900	
(c) Aadhar Card number		316835711105	
(c) E-Mail Id		sri@gmail.com	
10. Test Centre Preferences			
	Districts	Preference - 1	Preference - 2
	KONASEEMA	Amalapuram	N.A
	EAST GODAVARI	Rajahmundry	N.A
11. (a) Fee particulars - Payment through		ONLINE (c) Amount (in Rs.) : 860.03	
(b) Payment Reference Id.		P22100002969	
* - These Fields CANNOT be edited by candidate, but written request can be made to the CONVENER or Regional Coordinator of APLAWCET & AP PGLCET-2022 or email to kshajalakawcet2022@gmail.com Remaining fields can be edited by the candidate during the permitted period. For said details contact at 0877 224499.			
Declaration : 1) I have carefully gone through the instruction booklet and I am conversant with the instructions. I shall abide by the eligibility conditions and other regulations to be satisfied for appearing at the entrance test and admission into any course prescribed. Further, I assure that, I will not involve in any malpractice or illegal activities in the entrance test. In case, I have furnished any false information or involved in any malpractice or illegal activities, I am liable for punishment as per the existing law. 2) I am responsible for the corrections of the above details filling by me and the CONVENER AP LAW CET & AP PGLCET - 2022 is not responsible in anyway.			
Date : 16/05/2022 11:10 AM			
Affix a recent color photograph (3.5 cmX3.5 cm) and get attested by a Gazetted Officer or the Principal of the College where studied (Well in advance BEFORE EXAMINATION)		SIGNATURE AND LEFT HAND THUMB impression of the candidate to be done in the presence of the Invigilator on the day of Examination in the Examination Hall	
		SIGNATURE OF THE CANDIDATE in the presence of the Invigilator	
		Left Thumb Impression 	
Note : 1) ALL the candidates have to submit this form in the Examination Hall to the Invigilator. 2) Candidates are not allowed into the Examination Hall even if they are LATE BY A MINUTE. 3) This is computer Generated sheet and does not require the signature of the CONVENER, AP LAW CET & AP PGLCET-2022			

Print

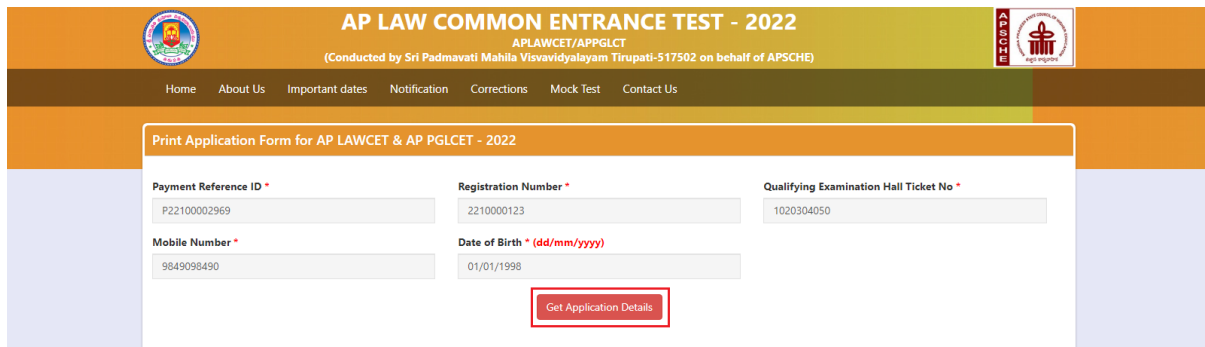
Step 4: Print Application Form (Only After Submitting Application Form)

Candidate can print the submitted application form through this option.

Click on Print Application Form tab from AP LAW CET -2022 Home page as shown in the screen below.




After clicking on Print Application Form tab in AP LAW CET -2022 Home page, the Print Application Form for AP LAW CET-2022 page will be displayed then enter all the mandatory details and click on **Get Application Details** as show in the screen below.



Payment Reference ID *	Registration Number *	Qualifying Examination Hall Ticket No *
<input type="text" value="P22100002969"/>	<input type="text" value="2210000123"/>	<input type="text" value="1020304050"/>
Mobile Number *	Date of Birth * (dd/mm/yyyy)	
<input type="text" value="9849098490"/>	<input type="text" value="01/01/1998"/>	

After entering all the mandatory details and clicking on Get Application Details, the print copy of the AP LAW CET-2022 will be displayed for printing as show in the screen below.

AP LAW COMMON ENTRANCE TEST - 2022 <small>APLAWCET/APPLCET (Conducted by Sri Padmavati Mahila Viswavidyalayam Tirupati-517502 on behalf of APSCHE)</small>			
1. Stream #		LAWCET 3 YEARS (ENTRANCE TEST FOR ADMISSION INTO THREE YEAR B.L.B.L COURSE)	
2. (a) Qualifying Examination		BA	
(b) Qualifying Exam Hall Ticket No #		1030304050	
(c) Year of App. Passing the Qualifying Exam		2021	
(d) Medium of Instruction at Qualifying Exam		English	
(e) Place of Study - Intermediate or Equivalent		Urban	
3. (a) Candidate's Name #		SADANALA SRIKANTH	
(b) Father's Name #		SADANALA RAMAKRISHNA	
(c) Mother's Name		SADANALA LAKSHMI	
(d) Date of Birth (as per SSC or Equivalent) #		01.01.1998	
(e) Gender		Male	
4. Category		B.C.C	
5. Local Area		AU	
6. (a) Non-Minority / Minority		Non-Minority	
(b) Minority Category		N.A	
7. Annual Income of the Parents (Rs.)		Below One Lakh	
8. (a) Study Details			
Class - 9	Konaseema	Class - 10	Konaseema
Inter 1st Year	Konaseema	Inter 2nd Year	Konaseema
Degree 1st Year	Konaseema	Degree 2nd Year	Konaseema
Degree 3rd Year	Konaseema		
(b) Place of Study - SSC or Equivalent		Urban	
(c) SSC Hall Ticket Number & Year of Passing		1231245150, April - 2016	
(d) Inter Hall Ticket Number & Year of Passing		6346943643, April - 2018	
9. (a) Address for Correspondence		10 B, PRAGATHI NAGAR, AMALAPURAM, Konaseema, ANDHRA PRADESH, 544248	
(b) Contact Telephone Number (Mobile)		9849098490	
(c) Aadhar Card number		316835711105	
(c) E-Mail Id		sri@gmail.com	
10. Test Centre Preferences			
	Districts	Preference - 1	Preference - 2
	KONASEEMA	Amalapuram	N.A
	EAST GODAVARI	Rajahmundry	N.A
11. (a) Fee particulars - Payment through		ONLINE (c) Amount (in Rs.) : 860.03	
(b) Payment Reference Id.		P22100002969	
* - These Fields CANNOT be edited by candidate, but written request can be made to the CONVENER or Regional Coordinator of APLAWCET & AP PGLCET-2022 or email to ksd@aplawcet2022@gmail.com Remaining fields can be edited by the candidate during the permitted period. For said details contact at 0977 224499.			
Declaration : 1) I have carefully gone through the instruction booklet and I am conversant with the instructions. I shall abide by the eligibility conditions and other regulations to be satisfied for appearing at the entrance test and admission into any course prescribed. Further, I assure that, I will not involve in any malpractice or illegal activities in the entrance test. In case, I have furnished any false information or involved in any malpractice or illegal activities, I am liable for punishment as per the existing law. 2) I am responsible for the corrections of the above details filling by me and the CONVENER AP LAW CET & AP PGLCET - 2022 is not responsible in anyway.			
Date : 16/05/2022 11:10 AM			
Affix a recent color photograph (3.5 cmX3.5 cm) and get attested by a Gazetted Officer or the Principal of the College where studied (Well in advance BEFORE EXAMINATION)		SIGNATURE AND LEFT HAND THUMB impression of the candidate to be done in the presence of the Invigilator on the day of Examination in the Examination Hall	
SIGNATURE OF THE CANDIDATE in the presence of the Invigilator		Left Thumb Impression 	
Note : 1) ALL the candidates have to submit this form in the Examination Hall to the Invigilator. 2) Candidates are not allowed into the Examination Hall even if they are LATE BY A MINUTE. 3) This is computer Generated sheet and does not require the signature of the CONVENER, AP LAW CET & AP PGLCET-2022			

Print