

SSLC EXAMINATION, MARCH - 2019

SOCIAL SCIENCE

(English)

Time : 2½ Hours

Total Score : 80

Instructions :

- The first 15 minutes is the cool-off time. You may use the time to read the questions and plan your answers.
- Answer **all** questions in **Part - A**. Answer **any one** from the questions given under each question number in **Part - B**.

PART - A

Score

1. Which is the earliest regional struggle conducted by Gandhiji in India ? 1
2. "The goal of state is the maximum happiness of the maximum number." Name the thinker who made this Statement. 1
3. Identify the northern mountain range where the major hill stations such as Shimla, Darjeeling etc., are located : 1
(a) Karakoram (b) Himadri (c) Himachal (d) Siwaliks
4. 'Women empowerment is Indian empowerment' is the slogan of : 1
(a) MUDRA Bank (b) Mahila Bank
(c) EXIM Bank of India (d) Development Bank
5. The Ganga - Brahmaputra delta region of West Bengal is known for : 1
(a) Tea plantations (b) Wheat cultivation
(c) Cotton cultivation (d) Jute cultivation
6. Link Column 'A' with appropriate items from Column 'B'. 4

| A | B |
|---------------------------|-----------------|
| Asiatic Society of Bengal | Mahatma Gandhi |
| Wardha Education Plan | Pandita Ramabai |
| Banaras Sanskrit College | William Jones |
| Sarada Sadan | Jonathan Duncan |

8. Write a note on the north east monsoon season in India. 3
9. What is Citizenship ? Mention the two types of Citizenships. 3
10. Interview and social survey are the two methods of study in sociology. Write a note by comparing them. 3
11. Write down the geographical requirements for the cultivation of wheat in India. 3
12. What are the purposes for which the Commercial banks provide loans to the public ? 3
13. Elucidate the features of permanent settlement introduced by the British in Bengal. 4
14. Explain the qualitative features of human resource. 4
15. Analyse the constructive programmes introduced by Gandhiji as a part of non-cooperation movement. 4
16. Mark and label the following geo-information in the provided outline map of India. 4
- (a) River Narmada (b) East Coastal Plain
(c) Tuticorin Port (d) Eastern High Lands

PART - B

17. Who signed the Panchsheel principles with Jawaharlal Nehru ? Write any two of the Panchsheel principles. 3

OR

Prepare a note on Malabar Rebellion.

18. Why does the atmospheric pressure vary from place to place ? 3

OR

Complete the table appropriately.

| Day | Relative Position of the Sun | Speciality of the day |
|--------------|--------------------------------|------------------------------|
| 21 March | • Equator | • Equinox |
| 21 June | (a) . . . <i>lat</i> | (b) . . <i>Sun</i> |
| 23 September | (c) . . . <i>Eq</i> | (d) |
| 22 December | (e) | (f) |

18. What is Instrument of Accession ? Name the persons who prepared it.

OR

Explain the resistance of Kerala Varma Pazhassi Raja against the British in Malabar.

19. What do you mean by administrative reforms ? Identify the administrative reforms implemented in India.

OR

How can we overcome the challenges faced by Civic Consciousness ?

20. Distinguish between direct taxes and indirect taxes.

OR

Prepare a short note on different departments and institutions working for the protection of Consumers' interest.

21. Explain Central Service with examples.




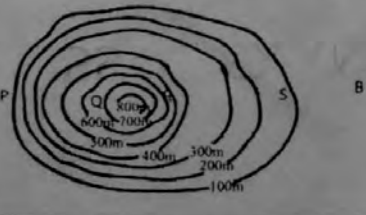
OR

Elucidate the role of family in the formation of Civic Consciousness.

22. What do you mean by Remote Sensing ? Explain the types of Remote Sensing based on platform.

OR

Identify the features represented by the given map symbols and also mention the colours by which they are shown in topographical maps.

| No. | Symbol | Feature | Colour |
|-------|---|---------|--------|
| (i) |  | | |
| (ii) |  | | |
| (iii) |  | | |
| (iv) |  | | |

23. Mention the situations when complaints about consumer disputes can be filed.

OR

What are the sources of non-tax revenue of the government of India ?

24. Describe any two planetary wind systems.

OR

Answer the following questions based on International Date Line.

- (i) What is International Date Line ?
- (ii) Explain the peculiarity of this line with reason.
- (iii) Estimate the time at International Date Line when the Greenwich mean time is 12 noon.

25. Explain the background of the French revolution based on the following hints.

- French Society
- Thinkers and their ideologies.

OR

Explain the features of globalization and its impact on the world.

- o o o -