

USER GUIDE TO FILL THE ONLINE APPLICATION FORM FOR

AP ADCET-2024

URL: <https://cets.apsche.ap.gov.in/ADCET>

The candidates are required to be ready with the **following mandatory / optional details** to fill in the appropriate fields before filling the Online Application Form:

The Mandatory / Optional details are as follows:

S.NO	Details Required	Document to be Referred
1	Credit card/Debit card details/Net Banking	Credit Card / Debit Card/Net banking
2	<ul style="list-style-type: none">Qualifying Examination appeared or passedHall ticket Number of the Qualifying Examination	Marks Memo / Hall Ticket Number of Intermediate / 10+2 / equivalent
3	Stream Applied for (E&P), (A&P), or Both (EA&P)	Eligibility Criteria in the AP ADCET-2024 website
4	Date of Birth	Birth Certificate / SSC or Equivalent Certificate
5	Hall Ticket Number of SSC or Equivalent Examination Certificate	SSC or Equivalent Certificate
6	Income of Parents (Income Up to Rs.1.0 lakh or Up to Rs. 8.0 lakhs)	The Income certificate issued by MRO / Competent Authority
7	Study Details	Study certificates from Class I to Intermediate / 10+2 / Equivalent
8	Category (SC, ST, BC, etc.) and certificate number of the Caste.	The Caste Certificate issued by the MRO/ Competent Authority
9	Special Category (NCC, PH, Sports, CAP, Bharat Scouts and Guides, etc.)	The Certificate issued by Competent Authority
10	Aadhaar Card details	12-digit Aadhaar Card Number

The following system requirements need to be available to comfortably browse ADCET-2024 official website <https://cets.apsche.ap.gov.in/ADCET>

SYSTEM REQUIREMENTS:

For better viewing of AP ADCET-2024 website and smooth Application submission through ONLINE mode, the candidates are hereby informed that the following computer system requirements are most desirable:

- **Internet Browser:** Internet Explorer 6.0 and above / Mozilla Firefox 3.6 and above
- **Screen Resolution:** 600x800
- **.pdf Reader:** Adobe Acrobat Reader 8.0 and above
- **Disable the pop-up blocks and uninstall all the Script blockers.**

ADCET 2024- FEE PAYMENT AND ONLINE APPLICATION FORM FILLING FLOWCHART

VISIT <http://cets.apsche.ap.gov.in/ADCET>

The following ADCET-2024 Home Page will be displayed as shown in the screen below.

The screenshot shows the ADCET 2024 website home page. At the top, there is a navigation menu with links: Home, About Us, Courses, Syllabus, Important Dates, Notification, Corrections, Model Paper, and Contact Us. The main content area is divided into several sections:

- Information:** A section with a link to 'Important Dates' and 'Bharath Scouts & Guides G.O.'
- Step-by-Step:** A flowchart showing the application process: Step - 1: Eligibility Criteria And Fee Payment; Step - 2: Know Your Payment Status; Step - 3: Fill Application (Only After Fee Payment); Step - 4: Print Application Form (Only After Submitting Application Form).
- User Manual:** A link to 'USER MANUAL' with 'CLICK HERE'.
- Schedules:** A link to 'SCHEDULES' with 'Click Here'.
- Contact Info:** Contact details for Dr. YSR Architecture and Fine Arts University, KADAPA-516162, YSR KADAPA District, Andhra Pradesh, India. Mobile: 9703898882. Email: conveneradcet2023@gmail.com.

The footer contains the text: 'All Copy Rights Reserved with APSCHE.' and 'Designed & Developed By APOnline'.

There are 5 Steps in filling the ADCET 2024 online application Home Page.

Step-1: Eligibility Criteria & Fee Payment: Candidate can make Online Fee Payment through this

option.

Step-2: Know Your Payment Status: Candidate can check Success/Failure status of Fee Payment

Step-3: Fill Application (Only after Fee Payment): After fee payment either by Debit/Credit/Net Banking modes, candidate should fill in the Application through this option.

Step-4: Print Application Form (Only After Submitting Application Form): After application form submission, candidate can print the submitted form.

Step 1 Eligibility Criteria & Fee Payment: Click on **Eligibility Criteria & Fee Payment** tab as shown in the screen below.



After clicking on **Eligibility Criteria & Fee Payment** Tab, a fee payment web page will be displayed as shown in the screen below.

Fee Payment for ADCET - 2024

I have carefully read the eligibility criteria and found eligible. In the event I am found not eligible at any stage of the admission process, my admission stands cancelled.

Have you failed in the intermediate 2024 exams and appearing for supplementary ? :

Yes

Note: If YES, you can proceed for payment and apply but if failed in supplementary also you are not eligible for admission even if you pass the entrance exam.

Qualifying Exam HallTicket Number * :

1122

Note: Please Enter Intermediate 2nd Year HallTicket No

Candidate's Name * :

madhava reddy

Date of Birth * (as per SSC or Equivalent) :

01/02/2000

Mobile Number * :

Mobile Number Mentioned Above Is My * :

Self

Father

Mother

Relative

Alternate Mobile Number :

Enter Alternate Mobile Number

E-Mail ID * :

Category * :

OC

BC_A

BC_B

BC_C

BC_D

BC_E

SC

ST

Payment Options (Convenience charges as applicable) * :

PAYTM NB

EBS Credit Card

PAYU BIZ Credit Card TEST PAYMENT

Fee Amount :

Rs. 750.00/-

Pay

NOTE : In case your account is debited and the website gets disconnected before payment receipt generation, kindly compulsory check your Payment Status using Know Your Payment Status option by providing your details. If you get message "Payment Details Not Found", candidate is requested to go for a fresh payment and the amount for the failure transaction will be refunded to their debited bank account in 7 to 10 working days.

Fill in **ALL** the mandatory details given in the above web page. The details are **Qualifying Examination Hall Ticket No., Candidate's Name (will be populated automatically by the system on entering Hall Ticket Number), Date of Birth, Mobile Number, Mobile No Mentioned above is My: Alternate Mobile No, E-Mail ID, Category, Payment Options, Fee Amount (will be populated automatically based on the stream/category/payment mode selected by the candidate with convenience charges).**

AP ADCET Application Form 2024 Fee:

OC	BC	SC/ST
Rs 1000	Rs 750	Rs 500

Fee Payment for ADCET - 2024

I have carefully read the eligibility criteria and found eligible. In the event I am found not eligible at any stage of the admission process, my admission stands cancelled.

Have you failed in the intermediate 2024 exams and appearing for supplementary ? :

Yes

Note: If YES, you can proceed for payment and apply but if failed in supplementary also you are not eligible for admission even if you pass the entrance exam.

Qualifying Exam HallTicket Number * :

1122

Note: Please Enter Intermediate 2nd Year HallTicket No

Candidate's Name * :

madhava reddy

Date of Birth * (as per SSC or Equivalent) :

01/02/2000

Mobile Number * :

Mobile Number Mentioned Above Is My * :

Self

Father

Mother

Relative

Alternate Mobile Number :

Enter Alternate Mobile Number

E-Mail ID * :

Category * :

OC

BC_A

BC_B

BC_C

BC_D

BC_E

SC

ST

Payment Options (Convenience charges as applicable) * :

PAYTM NB

EBS Credit Card

PAYU BIZ Credit Card TEST PAYMENT

Fee Amount :

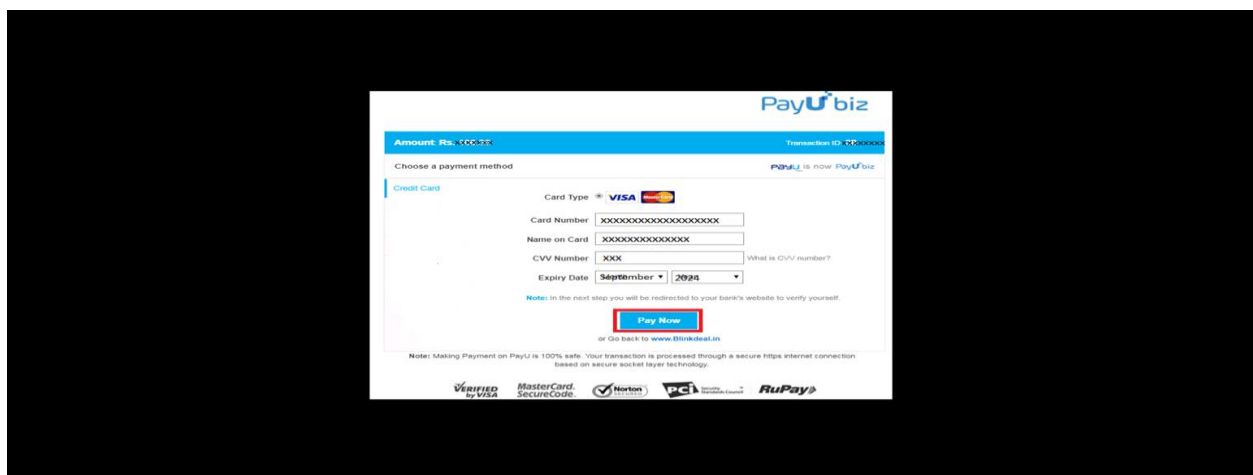
Rs. 750.00/-



NOTE : In case your account is debited and the website gets disconnected before payment receipt generation, kindly compulsory check your Payment Status using [Know Your Payment Status](#) option by providing your details. If you get message "Payment Details Not Found", candidate is requested to go for a fresh payment and the amount for the failure transaction will be refunded to their debited bank account in 7 to 10 working days.

After filling the mandatory details and clicking on **Pay** button.

After clicking on the Pay button, the control will lead you to the BANK PAYMENT GATEWAY as shown in the screen below. Fill in all the credit/Debit card/Net Banking details and click on **Pay Now** button as shown in the screen below.



The confirmation of successful payment of Registration Fee is shown with the **"Your Payment done successful"** item in the below web page as **Payment Status** along with **"Payment Id"**. (**Note:**

Preserve both the IDs for future correspondence). Click on the button “**Proceed to Fill Application**” and you will be taken to the next screen.

Payment Success for ADCET - 2024

Your Payment done Successfully

Payment ID	:	P94100002149
Candidate's Name	:	RAMA
Qualifying Examination Hall Ticket No	:	1212
Payment Reference Number	:	PTM12046FDF8984E
Mobile Number	:	*****
Total Amount	:	767.70

Note : Please note the above mentioned Payment ID for all your future correspondence

Proceed to Fill Application

Candidate has two options either to proceed to fill in the application immediately or at a later date [**** Refer to last dates**]. Click on “**Proceed to Fill Application**” to fill the application immediately and you will be taken to the Application screen as described in step 3. If you choose another day to fill the application, simply close the window and in such case, you need to start from step3.

In a rare case, if the amount is deducted from your account and Payment ID is not displayed, wait for a few hours and check your payment status as described in step 2.

Otherwise pay the registration fee again as in step 1 on the next day. The amount deducted from your account made in the first attempt will be refunded or rolled back into your account.

Step 2 Know Your Payment Status: The candidate can also check the status of payment made through this option.

Click on **Know Your Payment Status** tab for checking the status of the payment as shown in the below screen.



After clicking on **Know Your Payment Status** Tab, the following page will be displayed. Furnish the same Hall ticket number, Mobile number, Date of Birth and stream as given in step 1 and click on **Check Payment Status** button as shown in the screen below.

Know Your Payment Status for ADCET - 2024

Qualifying Examination Hall Ticket No *

Mobile Number *

Date of Birth * (as per SSC or Equivalent) :

Payment Status will be displayed by clicking on Check Payment Status button as shown in the screen below

Know Your Payment Status for ADCET - 2024

Qualifying Examination Hall Ticket No *

Mobile Number *

Date of Birth * (as per SSC or Equivalent) :

S.No.	Payment Reference ID	Status
1	P94100002149	SUCCESS

Step 3 Fill Application (Only after Fee Payment): The candidate can start filling the application by selecting the tab **“Fill Application (only after fee payment)”** as shown in the screen below.

ADCET - 2024
 (Art and Design Common Entrance Test Conducted by Dr. YSR Architecture and Fine Arts University)
 Kadapa on behalf of APSCHE for Admissions into **Dr. YSR Architecture and Fine Arts University, Kadapa** (State level specialized University)
 (Established under Sub Section (2) of the Section (1) of the Jawaharlal Nehru Architecture and Fine Arts University (Amendment) Act,
 2019 of A.P Legislature Act No.15 of 2020)

Home About Us Courses Syllabus Important Dates Notification Corrections Model Paper Contact Us

Information

- Important Dates
- Bharath Scouts & Guides G.O.



Step - 1
Eligibility Criteria And
Fee Payment



Step - 2
Know Your Payment
Status



Step - 3
Fill Application
(Only After Fee
Payment)



Step - 4
Print Application Form
(Only After Submitting
Application Form)



USER MANUAL
[CLICK HERE](#)



SCHEDULES
[Click Here](#)

Contact Info

Dr YSR Architecture and Fine Arts University
KADAPA-516162
YSR KADAPA District
Andhra Pradesh, India

Mobile : 9703898882

conveneradcet2023@gmail.com

All Copy Rights Reserved with APSCHE. Designed & Developed by [APOnline](#)

Fill in the details of **Payment ID, Qualifying examination Hall ticket number, Mobile number and Date of birth** and click on **Proceed to fill application**.

Application Form for ADCET - 2024

Payment Reference ID *	Qualifying Examination Hall Ticket No *	Mobile Number *	Date of Birth * (dd/mm/yyyy)
<input type="text" value="P941000021"/>	<input type="text" value="1212"/>	<input type="text" value="*****"/>	<input type="text" value="01/02/2000"/>
Note: Please Enter Intermediate 2nd Year Hall Ticket No			
<input style="border: 2px solid red; padding: 5px 20px;" type="button" value="Proceed to Fill Application"/>			

In the application form, the fields marked with '*' symbols are MANDATORY which cannot be left blank without providing information. The details provided during the Registration Fee payment are frozen and cannot be edited.

Registration ID: Qualifying Examination Hall Ticket No: Mobile Number: Date of Birth:

Candidate Details

Candidate Name:
Father's Name:
Mother's Name:
Date of Birth:
Gender: Male Female Transgender
Audience Card Number:

Annual Income of the Parents (Rs.)

Below Rs 1 Lakh Above Rs 1 Lakh and Below Rs 2.5 Lakh Above Rs 2.5 Lakh and Below Rs 5 Lakh Above Rs 5 Lakh

Income Certificate Details

Candidate Name:
Father Name / Husband Name:
Valid Date:
Total Income (Rs.):
Confirm Your Income Certificate Details: Yes No

Category

SC/ST

Category Certificate Number:

Category Certificate Details

Candidate Name:
Father Name:
Category:
Confirm Your Category Certificate Details: Yes No

Special Reservation Category

National Cadet Corps (NCC)
 Children of Armed Personnel (CAP)
 Sports & Games
 Street Vendors and Guides

PH (Physically Handicapped)

Blindness and Low Vision
 Deaf and hard hearing
 Locomotor disability including cerebral palsy, hemiplegia, paraplegia, acid attack victims and muscular dystrophy
 Autism, Intellectual Disability, Specific Learning Disability, Mental Illness and Multiple Disabilities
 Multiple disability, from amongst persons under clause (a) to (d) including deaf blindness in the persons identified for each disability.
Do You Require Surtax? Yes No
Taxation Number (IT Original):

Minority / Non-Minority

Non-Minority Minority

Present Address

House No. (not CID):
Village / Street / Locality:
State:
Mandal / Town / City:
Pin Code:
Mobile Number:
Audience Number (Landline):
E-Mail Id:

Permanent Address

Permanent Address Same as Present Address

House No. (not CID):
Village / Street / Locality:
State:
Mandal / Town / City:
Pin Code:

Qualifying Examination

Type of the Exam: INTERMEDIATE REGULAR INTERMEDIATE EDUCATIONAL DIPLOMA CBSE (10-12) ICSE BOARD AMOUL/TNOC OTHERS 10-12 BOARD

Major Subjects of the Qualifying Exam: BIPC BIPC MBPC MPC CMC MFC Vocational

Hall Ticket No. of the Qualifying Examination:
Year of App. / Passing the Qualifying Exam:
10-12 Studied in:
Bridge Course (BC) Hall Ticket No. (if Intermediate Vocational):
Medium of Instruction of Qualifying Exam: English Telugu Urdu Others

SSC or Equivalent (10th Class)

Urban Rural

Hall Ticket No.:
Month of Passing:
Year of Passing:

SSC Education Details

Candidate Name:
Father Name:
Date of Birth:
School Name:
District:
Confirm Your SSC Education Details: Yes No

Place of Study

Class	Place / Village	School Name / Institute Name	Year Of First Appearance	Year Of Pass
Class 4	<input type="text" value="Siddhant"/>	<input type="text" value="Siddhant"/>	<input type="text" value="2019"/>	<input type="text" value="2021"/>
Class 7	<input type="text" value="Siddhant"/>	<input type="text" value="Siddhant"/>	<input type="text" value="2021"/>	<input type="text" value="2023"/>
Class 8	<input type="text" value="Siddhant"/>	<input type="text" value="Siddhant"/>	<input type="text" value="2021"/>	<input type="text" value="2023"/>
Class 9	<input type="text" value="Siddhant"/>	<input type="text" value="Siddhant"/>	<input type="text" value="2021"/>	<input type="text" value="2023"/>
Class 10	<input type="text" value="Siddhant"/>	<input type="text" value="Siddhant"/>	<input type="text" value="2021"/>	<input type="text" value="2023"/>
Inter 1st year / Equivalent	<input type="text" value="Siddhant"/>	<input type="text" value="Siddhant"/>	<input type="text" value="2021"/>	<input type="text" value="2023"/>
Inter 2nd year / Equivalent	<input type="text" value="Siddhant"/>	<input type="text" value="Siddhant"/>	<input type="text" value="2021"/>	<input type="text" value="2023"/>

Local Area

Urban Rural **For local status of students originated from Telangana to AP refer home page**

Details of Common Entrance Test

Preference 1:
Preference 2:
Preference 3:
Preference 4:
Preference 5:
Preference 6:

Test Centre Preferences

Preference 1:
Preference 2:
Preference 3:
Preference 4:
Preference 5:
Preference 6:

Photo & Signature

Photo:
Signature:

I have carefully gone through the instruction booklet and I am conversant with the instructions. I shall abide by the eligibility conditions and other regulations to be set forth for appearing at the entrance test and admission into any course prescribed. Further, I assure that, I will not involve in any malpractice or illegal activities in the entrance test. In case, I have furnished any false information or involved in any malpractice or illegal activities, I am liable for punishment as per the existing law. I am responsible for the correctness of the above details filled in by me and the CDV/INSE, ADCEY - 2024 is not responsible in any way. More appearing for the entrance examination does not confer any right for one to take admission.

Candidates need to fill in the following details in the application form:

1. Candidate Details:

If the candidate has qualified / appeared from Board of Intermediate Education, AP, the data will be automatically populated from database. Otherwise, the candidate shall furnish the necessary details by entering the details in appropriate fields.

The screenshot shows a form titled "Candidate Details :*" with the following fields:

- Candidate's Name ***: Text input with "RAMA" entered. Below it, "(as per Board of Intermediate or Equivalent Records)".
- Date of Birth * (dd/mm/yyyy)**: Text input with "01/02/2000" entered.
- Ration Card Number**: Text input with "Enter Ration Card Number" as a placeholder.
- Father's Name ***: Text input with "FATHER" entered. Below it, "(as per Board of Intermediate or Equivalent Records)".
- Gender ***: Radio buttons for "Male" (selected), "Female", and "Transgender".
- Mother's Name ***: Text input with "MOTHER" entered. Below it, "(as per Board of Intermediate or Equivalent Records)".
- Aadhaar Card Number ***: Text input with "*****" entered.

Candidate Name: Name of candidate (as per SSC) as entered in fee payment screen will be displayed here and cannot be modified or edited.

Father's Name: The candidate has to enter his / her father's name as per 10th class records in the space provided in CAPITAL LETTERS.

Mother's Name: The candidate has to enter his / her mother's name as per 10th class records in the space provided in CAPITAL LETTERS.

Date of Birth: Date of Birth (as per SSC) as entered in fee payment screen will be displayed here and cannot be modified or edited.

Gender: Select your Gender among the three options given.

Aadhaar Card Number/Enrollment No.: Enter your Aadhaar Card number

Ration Card Number: Enter the Ration card number of your family.

Annual Income of the Parents (in Rs.): Select any one of the three options provided as given below regarding the "Annual Income of the Parents (Rs.):" A valid income certificate issued by competent authority and its number should be entered.

Note: Annual Income of the Parents will be auto populated on entering Income Certificate Number. Select Yes or No to confirm the details populated by the application system as shown in the screen below.

Annual Income of the Parents (Rs.)*

Below Rs 1 Lakh Above Rs 1 Lakh and Below Rs 2.5 Lakhs Above Rs 2.5 Lakhs and below Rs 8 Lakhs Above Rs 8 Lakhs

Income Certificate Number

Income Certificate Details *		
Candidate Name	:	*****
Father Name / Husband Name	:	*****
Valid Date	:	06/03/2027
Total Income (Rs.)	:	80000.00
Confirm Your Income Certificate Details	:	<input checked="" type="radio"/> Yes <input type="radio"/> No

If the candidate's Annual Income of the Parents is not auto populated on entering the Income Certificate Number, the candidate should enter the Income Certificate Number manually and proceed.

Caste Category: Enter the caste certificate number issued by the competent authority in your caste category.

Note: Caste Certificate Details will be auto populated on entering Caste Certificate Number. Select Yes or No to confirm the details populated by the application system as shown in the screen below.

Category *

BC_B

Caste Certificate Number

Caste Certificate Details *		
Candidate Name	:	*****
Father Name	:	*****
Category	:	MALA (SC)
Confirm Your Caste Certificate Details	:	<input checked="" type="radio"/> Yes <input type="radio"/> No

If the candidate's Caste Certificate Details are not auto populated on entering the Caste Certificate Number, the candidate should enter the Caste Certificate Number manually and

proceed.

Note: EWS option in the application will be visible only if the candidate belongs to the OC category.

Eligible for **EWS (Economically Weaker Sections)**: Click on Yes if you are eligible for EWS and have a valid EWS certificate issued by Tahsildar. After clicking on 'Yes' you have to enter the EWS certificate number.

Special Reservation Category: Reservations are provided for candidates with **NCC, CAP, Sports & Games, Bharat Scouts and Guides** categories also.

Select the applicable categories for which supportive certificates are available

Special Reservation Category

- National Cadet Corps (NCC)
- Children of Armed Personnel (CAP)
- Sports & Games
- Bharat Scouts and Guides

PH (Physically Handicapped)

- Blindness and Low vision
- Deaf and hard hearing
- Locomotor disability including cerebral palsy, leprosy cured, dwarfism, acid attack victims and muscular dystrophy.
- Autism, Intellectual Disability, Specific Learning Disability, Mental Illness and Multiple Disabilities
- Multiple disability, from amongst persons under clauses (a) to (d) including deaf-blindness in the posts identified for each disability.

Do You Require Scribe?

- Yes
- No

Sadarem Number (17 Digits)

Physically Handicapped:

In case of PH, the medical board certificate issued through SADAREM shall be entered.

Sadarem Certificate Details will be auto populated on entering **Sadarem Number**. Select **Yes** or **No** to confirm the details populated by the application system as shown in the screen below.

Do You Require Scribe? Yes No

Sadarem Number (17 Digits)

01001340190112026

Sadarem Certificate Details	
Candidate Name	: KUMARI TEPPALA BHAGYALAXMI
PH Category	: VISUAL IMPAIRMENT
Percentage	: 40.00
Confirm Your Sadarem Details	: <input checked="" type="radio"/> Yes <input type="radio"/> No

If the candidate's Sadarem Certificate Details are not auto populated on entering Sadarem Number, candidate should enter the Sadarem Number manually.

Minority/ Non-Minority: If the candidate belongs to any of the minority communities such as Muslim, Christian, Buddhist, Sikh, Jain, Zoroastrian or Other minority, click on the Minority button and select the applicable minority. Otherwise, if the candidate does not belong to a Minority community, then the non-Minority option has to be clicked.

Minority / Non-Minority *

Non-Minority Minority

2. Address: Candidate should enter his/her Present/Permanent address with the following fields like House No or C/O, Village/Street/Locality, Mandal/Town/City, District, State, Pin code, Mobile Number, Alternate Mobile Number & Email ID as shown in the screen above.

House No. (Or) C/O: Candidate should enter his/her House Number.

Village/Street /Locality: Candidate should enter his/her Street Number or Locality Number or Village Name.

Mandal/Town/City: Candidate should enter his/her Mandal Name or Town Name or City Name.

District: Candidate should enter his / her District Name.

State: Candidate should enter his/her State Name.

Pin Code: Candidate should enter his/her address Pin Code Number.

Present Address *

House No. (or) C/O *	Village / Street / Locality *	Mandal / Town / City *
4-123	VILLAGE	CITY
District *	State *	Pin Code *
Annamayya	ANDHRA PRADESH	523247
Mobile Number *	Alternate Mobile Number	Telephone Number (Landline)
*****	*****	Enter TelePhone Number (Landline)
E-Mail Id *		

Permanent Address *

Permanent Address Same as Present Address

House No. (or) C/O *	Village / Street / Locality *	Mandal / Town / City *
4-123	VILLAGE	CITY
District *	State *	Pin Code *
Annamayya	ANDHRA PRADESH	523247

Mobile Number: Mobile Number will be auto populated as it is provided in Fee Payment (Step-1)

Alternate Mobile Number and Telephone Number:

Candidate should enter his/her Alternate Mobile Number and Telephone Number.

Email Id: Email Id will be auto populated as it is provided in Fee Payment (Step-1).

Note: Select **Present Address** check box if the present address is your **Permanent Address**

3. Qualifying Examination:

Details should be furnished for the qualifying examinations are shown in the screen below.

Qualifying Examination *

Type of the Exam *	Major Subjects of the Qualifying Exam *
<input checked="" type="radio"/> INTERMEDIATE (REGULAR)	<input checked="" type="radio"/> MPC
<input type="radio"/> INTERMEDIATE (VOCATIONAL)	<input type="radio"/> BIPC
<input type="radio"/> DIPLOMA	<input type="radio"/> MBIPC
<input type="radio"/> CBSE (10+2)	<input type="radio"/> MEC
<input type="radio"/> ICSE	<input type="radio"/> CEC
<input type="radio"/> RGUKT	<input type="radio"/> HEC
<input type="radio"/> APOSS/TSOSS	<input type="radio"/> Vocational
<input type="radio"/> NIOS	Hall Ticket No. of the Qualifying Examination *
<input type="radio"/> OTHERS 10+2 EQUIV.	1122
10+2 Studied in *	Year of App. / Passing the Qualifying Exam *
GOVT JUNIOR COLLEGE	2023
Medium of Instruction at Qualifying Exam *	Bridge Course (BIE) Hall Ticket No. (If Intermediate Vocational)
<input type="radio"/> English	2342345
<input type="radio"/> Telugu	
<input checked="" type="radio"/> Urdu	
<input type="radio"/> Others	

1) Select Qualifying Examination, Select Major Subjects of the Qualifying Examination , Qualifying Examination Hall Ticket No will get FROZEN as per the information given before, Select Year of Appearing/Passing Qualifying Exam, Select 10+2 Studied in, Hence, verify whether your

Qualifying Examination, Hall Ticket No. and Year of Appearing/Passing are the same.

ii) If the Qualifying Examination is **Intermediate (Vocational)**, the Item is already FROZEN. Don't forget to enter the Vocational Bridge Course Hall Ticket number in the Box provided as it is Mandatory.

However, if an Intermediate (Regular) candidate wishes to appear for BOTH streams, he / she should enter the Additional Subjects / General Bridge Course (AM Stream only) Hall Ticket number in the encircled "Bridge Course (BIE) Hall Ticket No."

Medium of Instruction at Qualifying Exam: Candidate should select medium at Qualifying Exam he/she want as shown.

SSC or Equivalent (10th Class): Candidate should select Urban or Rural location, Enter the SSC or Equivalent Hall Ticket No., Month of Passing and Year of Passing.

The screenshot shows a web form with two main sections: "SSC or Equivalent (10th Class) *" and "Intermediate or Equivalent (10+2) *".

SSC or Equivalent (10th Class) *:

- Location: Urban, Rural
- Hall Ticket No * : *****
- Month of Passing * : March
- Year of Passing * : 2020

Intermediate or Equivalent (10+2) *:

- Location: Urban, Rural

SSC Education Details *:

Candidate Name	:	*****
Father Name	:	*****
Date of Birth	:	11/11/2004
School Name	:	ST ANN'S GIRLS H S - CANTT VIZIANAGARAM
District	:	VIZIANAGARAM
Confirm Your SSC Education Details	:	<input checked="" type="radio"/> Yes <input type="radio"/> No

For example, enter 13534676899783 for SSC or Equivalent (10th Class) Hall Ticket No., March for Month and the Year of Passing is 2011, refer the image shown:

Intermediate or Equivalent (10+2): Candidate should select Urban or Rural Radio button

Qualifying Examination *

Type of the Exam *

INTERMEDIATE (REGULAR)

INTERMEDIATE (VOCATIONAL)

DIPLOMA

CBSE (10+2)

ICSE

RGUKT

APOSS/TSOSS

NIOS

OTHERS 10+2 EQUIV.

Major Subjects of the Qualifying Exam *

MPC

BIPC

MBIPC

MEC

CEC

HEC

Vocational

Hall Ticket No. of the Qualifying Examination *

1122

Year of App. / Passing the Qualifying Exam *

2023

10+2 Studied in *

GOVT JUNIOR COLLEGE

Bridge Course (BIE) Hall Ticket No. (If Intermediate Vocational)

2342345

Medium of Instruction at Qualifying Exam *

English Telugu Urdu Others

SSC or Equivalent (10th Class) *

Urban Rural

Hall Ticket No. *

131511861

Month of Passing *

March

Year of Passing *

2013

Intermediate or Equivalent (10+2) *

Urban Rural

Place of Study: The candidate has to fill in the district details related to his study from Class-6 to Intermediate II year / equivalent in the spaces provided as shown below. However, if a candidate has studied in a state other than Andhra Pradesh OR TELANGANA, then select OTHER STATES. However, candidates who have studied in Telangana State shall select TELANGANA.

Place of Study

Class *	Place / Village *	School Name / Institute Name *	Year Of First Appearance *	Year Of Pass *	
Class-6 *	TELANGANA STATE	VILLAGE 6	SCL 6	2012	2012
Class-7 *	TELANGANA STATE	VILLAGE 7	SCL 7	2013	2013
Class-8 *	TELANGANA STATE	VILLAGE 8	SCL 8	2014	2014
Class-9 *	TELANGANA STATE	VILLAGE 9	SCL 9	2015	2015
Class-10 *	TELANGANA STATE	VILLAGE 10	SCL 10	2016	2016
Inter 1st year / Equivalent *	TELANGANA STATE	VILLAGE 11	INST 11	2017	2017
Inter 2nd year / Equivalent *	TELANGANA STATE	VILLAGE 12	INST 12	2018	2018

Local Area *

OU

For local status of students migrated from Telangana to AP, refer home page

Activate Windows
Go to settings to activate windows.

Local Area: Based on the places of study during the preceding 7 years of the qualifying examination, local area is decided.

On entering the candidate's places of study, the local area of the candidate is auto populated by the application system i.e., **AU, SVU, OU or Non-Local.**

However, these credentials will be verified based on the certificates produced at the time of admission.

4. Details of Common Entrance Test

Stream/Entrance Exam: Stream field options available are: (FROZEN)

- Engineering & Pharmacy(EP)

- Agriculture & Pharmacy (AM)
- Both (Engineering and Agriculture & Pharmacy) (E & AP)

The candidates have to make sure that they select the correct Stream before applying, as this item gets FROZEN as per the information given during Registration Fee payment.

The candidates belonging to Intermediate board or any equivalent Qualifying Examination who wish to apply for “BOTH” options, should make sure that they are eligible (as per the guidelines given in the ADCET- Instruction Booklet) for Engineering and Agriculture & Pharmacy before selecting “Both” options.

However, if an Intermediate (Regular) candidate wishes to appear for BOTH streams, he / she should enter the Additional Subjects / General Bridge Course (AM Stream only) Hall Ticket number in the “Bridge Course (BIE) Hall Ticket No.”

Do You Require Urdu Translator? YES or NO – Select **Yes** or **No** for the requirement of Urdu Translator. Such candidates need to appear at KURNOOL center only.

Photo and Signature:

If the photo and signature are not auto-populated from the database,

DON'T FORGET to upload your Photograph & Signature, and is FROZEN as shown below:

Photo & Signature *



Photo (<50kb jpg, jpeg)

No file chosen

Signature

Signature (<30kb jpg, jpeg)

No file chosen

The **photograph file should be in the jpg file format and the size should be less than 50 KB.**

To upload the Signature, Press the button "Select file" and ensure that the **Signature's file format should be jpg format and the size has to be less than 30 KB.**

Test Preference: Candidates are given option to choose six preferences of their choice as shown in the screen below

Test Centre Preferences

Preference 1 *

Ananthapuramu

Preference 2 *

Ongole

Preference 3 *

Eluru

Preference 4 *

Srikakulam

Preference 5 *

Vishakapatnam

Preference 6 *

Vijayawada

After furnishing ALL the required data and correct particulars, verify thoroughly the details and go through the Declaration at the end of the page. Select the encircled check box if you are done with Online Application Form filling.

I have carefully gone through the instruction Booklet and I am conversant with the instructions. I shall abide by the eligibility conditions and other regulations to be satisfied for appearing at the entrance test and admission into any course prescribed. Further, I assure that, I will not involve in any malpractice or illegal activities in the entrance test. In case, I have furnished any false information or involved in any malpractice or illegal activities, I am liable for punishment as per the existing law. I am responsible for the correctness of the above details filled in by me and the CONVENER, ADCET - 2024 is not responsible in any way. Mere appearing for the entrance examination does not confer any right for me to take admission.

Save

Preview / Submit

SAVE: Will record the partially filled details in the Database. The same can be retrieved at your convenience and you can continue to fill the rest and submit the form.

SUBMIT: You will have a chance to preview your application and then finally confirm your application by clicking on Confirm button.

[Activate Windows](#)

Clicking on Save button will save the filled application temporarily

I have carefully gone through the instruction Booklet and I am conversant with the instructions. I shall abide by the eligibility conditions and other regulations to be satisfied for appearing at the entrance test and admission into any course prescribed. Further, I assure that, I will not involve in any malpractice or illegal activities in the entrance test. In case, I have furnished any false information or involved in any malpractice or illegal activities, I am liable for punishment as per the existing law. I am responsible for the correctness of the above details filled in by me and the CONVENER, ADCET - 2024 is not responsible in any way. Mere appearing for the entrance examination does not confer any right for me to take admission.

Save

Preview / Submit

SAVE: Will record the partially filled details in the Database. The same can be retrieved at your convenience and you can continue to fill the rest and submit the form.

SUBMIT: You will have a chance to preview your application and then finally confirm your application by clicking on Confirm button.

[Activate Windows](#)

Clicking on the Submit button will display the preview page with the details furnished by the candidate as shown in the screen below with **Modify & Confirm** buttons at the end of the page.

Candidate Details :

Candidate's Name *
 RAMA
(As per Board of Intermediate or Equivalent Record)

Father's Name *
 FATHER
(As per Board of Intermediate or Equivalent Record)

Mother's Name *
 MOTHER
(As per Board of Intermediate or Equivalent Record)

Date of Birth * (dd/mm/yyyy)
 01/02/2000

Gender *
 MALE

Ration Card Number

Annual Income of the Parents (Rs.) *

Below Rs 1 Lakh

Income Certificate Number

Income Certificate Details		
Candidate Name	1	*****
Father Name / Husband Name	1	*****
Valid Date	1	06/03/2027
Total Income (Rs.)	1	8000.00
Confirm Your Income Certificate Details	1	YES

Category *

BC_B

Caste Certificate Number

Caste Certificate Details		
Candidate Name	1	*****
Father Name	1	*****
Category	1	MAJA (SC)
Confirm Your Caste Certificate Details	1	YES

Special Reservation Category

National Cadet Corps (NCC) :YES
 Children of Armed Personnel (CAP) :YES
 Sports & Games :NO
 Bharat Scouts and Guides :YES
PH (Physically Handicapped)
 Blindness and Low vision :YES
 Deaf and hard hearing :NO
 Locomotor disability including cerebral palsy,legisy cured, dwarfism, acid attack victims and muscular dystrophy :YES
 Autism, Intellectual Disability, Specific Learning Disability, Mental illness and Multiple Disabilities :NO
 Multiple disability, from amongst persons under clauses (a) to (d) including deaf blindness in the parts identified for each disability :YES

Do You Require Scribe?

NO

Sadaram Number (17 Digits)

Minority / Non-Minority *

Non-Minority

Present Address *

House No. (or) C/O *
 4-123

Village / Street / Locality *
 VILLAGE

Mandal / Town / City *
 CITY

District *
 ANANTAPUR

State *
 ANDHRA PRADESH

Pin Code *
 523247

Mobile Number *

Alternate Mobile Number

Telephone Number (Landline)

E-Mail Id *

Permanent Address *

House No. (or) C/O *
 4-123

Village / Street / Locality *
 VILLAGE

Mandal / Town / City *
 CITY

District *
 ANANTAPUR

State *
 ANDHRA PRADESH

Pin Code *
 523247

Qualifying Examination *

Type of the Exam *
 INTERMEDIATE (REGULAR)

Major Subjects of the Qualifying Exam *
 MPC

Hall Ticket No. of the Qualifying Examination *
 1212

Year of App. / Posting the Qualifying Exam *
 2023

10-2 Studies *
 GOVT JUNIOR COLLEGE

Medium of Instruction at Qualifying Exam *
 English

Bridge Course (BIE) Hall Ticket No. (Of Intermediate Vocational)
 1234557678

SSC or Equivalent (10th Class) *

Intermediate or Equivalent (10+2) *

Urban	Hall Ticket No *	Month of Passing *	Year of Passing *	Urban
	*****	March	2020	
SSC Education Details				
Candidate Name	=	*****		
Father Name	=	*****		
Date of Birth	=	11/11/2004		
School Name	=	ST ANN'S GIRLS H S - CANTT VIZIANAGARAM		
District	=	VIZIANAGARAM		
Confirm Your SSC Education Details	=	YES		

Place of Study *

Class / Equivalent *	Place / Village *	School Name / Institute Name *	Year Of first appearance *	Year Of Pass *
Class-6 * Anantapur	Place / Village * VILLAGE	SCHOOL NAME / INSTITUTE NAME * SCHOOL NAME	2010	2011
Class-7 * Anukapalle	Place / Village * VILLAGE	SCHOOL NAME / INSTITUTE NAME * SCHOOL NAME	2012	2013
Class-8 * Chittoor	Place / Village * VILLAGE	SCHOOL NAME / INSTITUTE NAME * SCHOOL NAME	2014	2015
Class-9 * Polavada	Place / Village * VILLAGE	SCHOOL NAME / INSTITUTE NAME * SCHOOL NAME	2016	2017
Class-10 * Eluru	Place / Village * VILLAGE	SCHOOL NAME / INSTITUTE NAME * SCHOOL NAME	2018	2019
Inter 1st year / Equivalent * Anantapur	Place / Village * VILLAGE	SCHOOL NAME / INSTITUTE NAME * SCHOOL NAME	2020	2021
Inter 2nd year / Equivalent * Anantapur	Place / Village * VILLAGE	SCHOOL NAME / INSTITUTE NAME * SCHOOL NAME	2022	2023

Local Area *

For local status of students migrated from Telangana to AP, refer home page

Details of Common Entrance Test *

Stream / Entrance Exam *

Preference 1*
 BACHELOR OF FINE ARTS IN PHOTOGRAPHY

Preference 2*
 BACHELOR OF FINE ARTS IN ANIMATION

Preference 3*
 BACHELOR OF FINE ARTS IN SCULPTURE

Preference 4*
 BACHELOR OF FINE ARTS IN APPLIED ARTS

Preference 5*
 BACHELOR OF FINE ARTS IN PAINTING

Preference 6*
 BACHELOR OF DESIGN (INTERIOR DESIGN)

Photo & Signature *



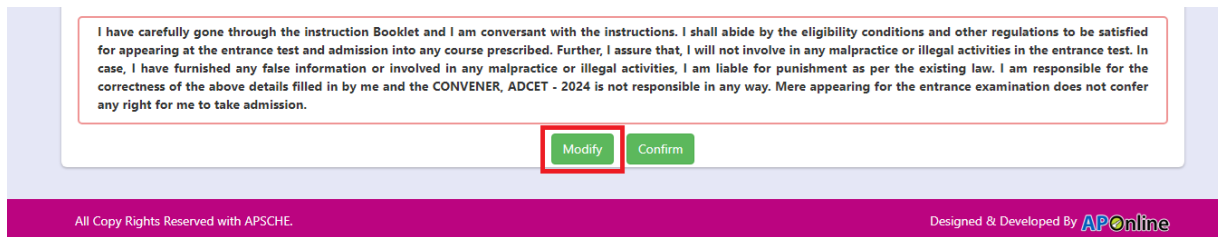
Test Centre Preferences

Preference 1 : Anantapuramu
 Preference 2 : Ongole
 Preference 3 : Iluru
 Preference 4 : Srisakulam
 Preference 5 : Viskapadram
 Preference 6 : Vijayawada

I have carefully gone through the Instruction Booklet and I am conversant with the instructions. I shall abide by the eligibility conditions and other regulations to be satisfied for appearing at the entrance test and admission into any course prescribed. Further, I assure that, I will not involve in any malpractice or illegal activities in the entrance test. In case, I have furnished any false information or involved in any malpractice or illegal activities, I am liable for punishment as per the existing law. I am responsible for the correctness of the above details filled in by me and the CONVEENER, ADCET - 2024 is not responsible in any way. Name appearing for the entrance examination does not confer any right for me to take admission.

Verify Confirm

A click on the Modify button enables the candidate to re-inspect the entire application to correct any errors or mistakes in the saved application.

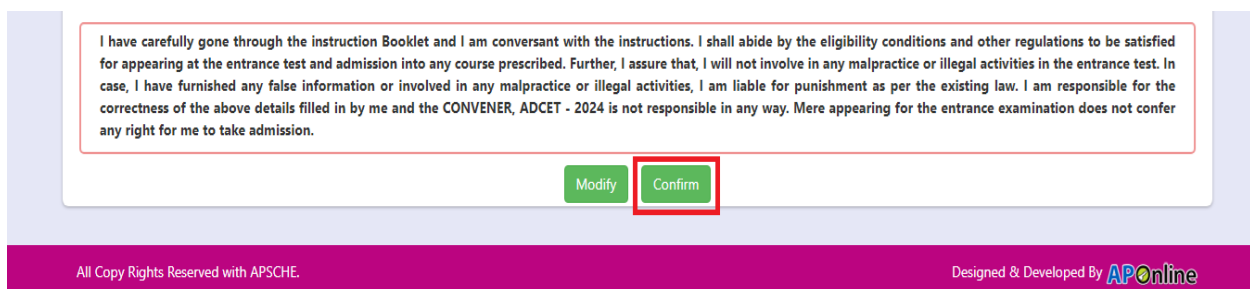


I have carefully gone through the instruction Booklet and I am conversant with the instructions. I shall abide by the eligibility conditions and other regulations to be satisfied for appearing at the entrance test and admission into any course prescribed. Further, I assure that, I will not involve in any malpractice or illegal activities in the entrance test. In case, I have furnished any false information or involved in any malpractice or illegal activities, I am liable for punishment as per the existing law. I am responsible for the correctness of the above details filled in by me and the CONVENER, ADCET - 2024 is not responsible in any way. Mere appearing for the entrance examination does not confer any right for me to take admission.

Modify Confirm

All Copy Rights Reserved with APSCHE. Designed & Developed By **APOnline**

Confirm/Freeze: Click on Confirm/Freeze button for submitting the application.

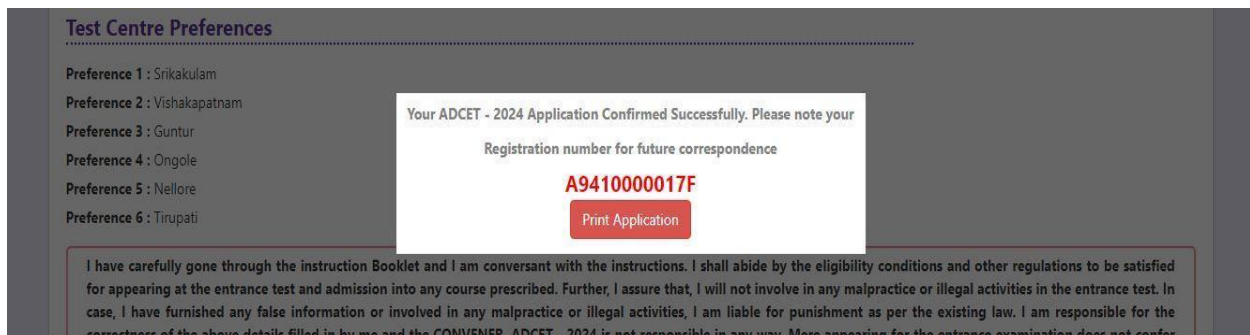


I have carefully gone through the instruction Booklet and I am conversant with the instructions. I shall abide by the eligibility conditions and other regulations to be satisfied for appearing at the entrance test and admission into any course prescribed. Further, I assure that, I will not involve in any malpractice or illegal activities in the entrance test. In case, I have furnished any false information or involved in any malpractice or illegal activities, I am liable for punishment as per the existing law. I am responsible for the correctness of the above details filled in by me and the CONVENER, ADCET - 2024 is not responsible in any way. Mere appearing for the entrance examination does not confer any right for me to take admission.

Modify Confirm

All Copy Rights Reserved with APSCHE. Designed & Developed By **APOnline**

Clicking on the Confirm/**Freeze** button, the candidate can view a pop up alert as **“Your application is submitted successfully. Please note your Application Number for further reference”**. Candidates can take print applications by clicking on the Print **Application** button which is useful for further correspondence.



Test Centre Preferences

- Preference 1 : Srikakulam
- Preference 2 : Vishakapatnam
- Preference 3 : Guntur
- Preference 4 : Ongole
- Preference 5 : Nellore
- Preference 6 : Tirupati

Your ADCET - 2024 Application Confirmed Successfully. Please note your Registration number for future correspondence

A941000017F

Print Application

I have carefully gone through the instruction Booklet and I am conversant with the instructions. I shall abide by the eligibility conditions and other regulations to be satisfied for appearing at the entrance test and admission into any course prescribed. Further, I assure that, I will not involve in any malpractice or illegal activities in the entrance test. In case, I have furnished any false information or involved in any malpractice or illegal activities, I am liable for punishment as per the existing law. I am responsible for the correctness of the above details filled in by me and the CONVENER, ADCET - 2024 is not responsible in any way. Mere appearing for the entrance examination does not confer any right for me to take admission.

Clicking on **Print Application**, candidate can view the Receipt of the Application form as shown in the screen below.



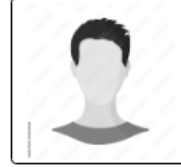
ADCET - 2024

(Art and Design Common Entrance Test Conducted by Dr. YSR Architecture and Fine Arts University)
 Kadapa on behalf of APSCHE for Admissions into Dr. YSR Architecture and Fine Arts University, Kadapa (State level specialized University)
 (Established under Sub Section (2) of the Section (1) of the Jawaharlal Nehru Architecture and Fine Arts University (Amendment) Act,
 2019 of A.P Legislature Act No.15 of 2020)



- (a) Qualifying Examination : INTERMEDIATE (REGULAR)
 (b) Qualifying Exam Hall Ticket No. (Latest) # : 1212
 (c) Year of App./Passing the Qualifying Exam : 2021
 (d) Medium of Instruction at Qualifying Exam : English
 (f) Place of Study - Intermediate or Equivalent : Urban
 (g) Bridge Course Hall Ticket No. (if any) : 12344557678
- (a) Candidate's Name # : RAMA
 (b) Father's Name # : FATHER
 (c) Mother's Name : MOTHER
 (d) Date of Birth (as per SSC or Equivalent) # : 01/02/2000
 (e) Gender : MALE
- Category # : BC_B
- Local Area : SVU
- (a) Non-Minority / Minority : Non-Minority
 (b) Minority Category : N.A
- Annual Income of the Parents (Rs.) : Below Rs 1 Lakh
- (a) Study Details

REGISTRATION NO. :
A941000012B7



Signature

Class-6	Anantapur	Class-7	Anakapalli
Class-8	Chittoor	Class-9	Palnadu
Class-10	Eluru	Inter 1st year / Equivalent	Anantapur
Inter 2nd year / Equivalent	Annamayya		

- (b) 10+2 Studies : GOVT JUNIOR COLLEGE
 (c) Place of Study - SSC or Equivalent : Urban
 (d) SSC Hall Ticket Number & Year of Passing : ***** , March - 2020
- (a) Address for Correspondence : 4-123, VILLAGE,
 CITY, Annamayya,
 ANDHRA PRADESH, 523247
- (b) Contact Telephone Number (Mobile) : .***** (c) E-Mail Id : *****
 (d) Aadhar Card number / Enrolment number : *****



9. Course Preferences

Preference - 1	BACHELOR OF FINE ARTS IN PHOTOGRAPHY	Preference - 2	BACHELOR OF FINE ARTS IN ANIMATION
Preference - 3	BACHELOR OF FINE ARTS IN SCULPTURE	Preference - 4	BACHELOR OF FINE ARTS IN APPLIED ARTS
Preference - 5	BACHELOR OF FINE ARTS IN PAINTING	Preference - 6	BACHELOR OF DESIGN (INTERIOR DESIGN)

10. Test Center Preferences

Preference - 1	Preference - 2	Preference - 3
Ananthapuramu	Ongole	Eluru
Preference - 4	Preference - 5	Preference - 6
Srikakulam	Vishakapatnam	Vijayawada

- (a) Fee particulars - Payment through : ONLINE (c) Amount (in Rs.) : 767.70
 (b) Payment Reference Id. : P94100002149

* These fields CANNOT be edited by candidate. It will be done by Convener, ADCET - 2024 Office (email to conveneradcet2024@gmail.com), subject to thorough verification of the Valid Documents and Approval by the Committee. Remaining field; can be edited by the candidate during the permitted period (i.e 01.06.2024 to 03.06.2024). For any detail; contact 9121789659

Declaration : 1) I have carefully gone through the instruction booklet and I am conversant with the instructions. I shall abide by the eligibility conditions and other regulations to be satisfied for appearing at the entrance test and admission into any course prescribed. Further, I assure that, I will not involve in any malpractice or illegal activities in the entrance test. In case, I have furnished any false information or involved in any malpractice or illegal activities, I am liable for punishment as per the existing law.
 2) I am responsible for the corrections of the above details filling by me and the CONVENER ADCET - 2024 is not responsible in anyway.

Date : 12/04/2024 06:02 PM

Affix a recent color photograph (3.5 cmX3.5 cm) and get attested by a Gazetted Officer or the Principal of the College where studied (Well in advance BEFORE EXAMINATION)	SIGNATURE and LEFT HAND THUMB impression of the candidate to be done in the presence of the Invigilator on the day of Examination in the Examination Hall		
	SIGNATURE OF THE CANDIDATE in the presence of the Invigilator	Left Thumb Impression	

- Note :**
- 1) The candidate has to submit this form in the Examination Hall to the Invigilator.
 - 2) Candidates are not allowed into the Examination Hall even if they are LATE BY A MINUTE.
 - 3) The candidate does not have option of choosing specific date / session to appear for the ADCET - 2024 entrance examination. This information is known to him / her only after downloading Hall Ticket. For any reason if the candidate fails to appear in the given slot, he/she is treated as absent.
 - 4) This is computer Generated sheet and does not require the signature of the CONVENER, ADCET - 2024

Print

Step 4: Print Application Form: Candidate can print the submitted

AP ADCET-2024 application form through this option



Print Application Form for ADCET - 2024

Payment Reference ID * <input type="text" value="P94100002149"/>	Registration Number * <input type="text" value="A94100001287"/>	Qualifying Examination Hall Ticket No * <input type="text" value="1212"/>
Mobile Number * <input type="text" value="*****"/>	Date of Birth * (dd/mm/yyyy) <input type="text" value="01/02/2000"/>	

After entering all the mandatory details and clicking on Get Application Details, the print copy of the AP ADCET -2024 application form will be displayed for printing as shown in the screen below.



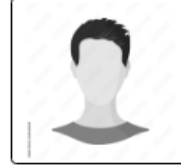
ADCET - 2024

(Art and Design Common Entrance Test Conducted by Dr. YSR Architecture and Fine Arts University)
 Kadapa on behalf of APSCHE for Admissions into Dr. YSR Architecture and Fine Arts University, Kadapa (State level specialized University)
 (Established under Sub Section (2) of the Section (1) of the Jawaharlal Nehru Architecture and Fine Arts University (Amendment) Act,
 2019 of A.P Legislature Act No.15 of 2020)



1. (a) Qualifying Examination : INTERMEDIATE (REGULAR)
 (b) Qualifying Exam Hall Ticket No. (Latest) # : 1212
 (c) Year of App./Passing the Qualifying Exam : 2021
 (d) Medium of Instruction at Qualifying Exam : English
 (f) Place of Study - Intermediate or Equivalent : Urban
 (g) Bridge Course Hall Ticket No. (if any) : 12344557678
2. (a) Candidate's Name # : RAMA
 (b) Father's Name # : FATHER
 (c) Mother's Name : MOTHER
 (d) Date of Birth (as per SSC or Equivalent) # : 01/02/2000
 (e) Gender : MALE
3. Category # : BC_B
 4. Local Area : SVU
5. (a) Non-Minority / Minority : Non-Minority
 (b) Minority Category : N.A
6. Annual Income of the Parents (Rs.) : Below Rs 1 Lakh
7. (a) Study Details

REGISTRATION NO. :
A941000012B7



Signature

Class-6	Anantapur	Class-7	Anakapalli
Class-8	Chittoor	Class-9	Palnadu
Class-10	Eluru	Inter 1st year / Equivalent	Anantapur
Inter 2nd year / Equivalent	Annamayya		

- (b) 10+2 Studies : GOVT JUNIOR COLLEGE
 (c) Place of Study - SSC or Equivalent : Urban
 (d) SSC Hall Ticket Number & Year of Passing : ***** , March - 2020
8. (a) Address for Correspondence : 4-123, VILLAGE,
CITY, Annamayya,
ANDHRA PRADESH, 523247
- (b) Contact Telephone Number (Mobile) : .***** (c) E-Mail Id : *****
 (d) Aadhar Card number / Enrolment number : *****



9. Course Preferences

Preference - 1	BACHELOR OF FINE ARTS IN PHOTOGRAPHY	Preference - 2	BACHELOR OF FINE ARTS IN ANIMATION
Preference - 3	BACHELOR OF FINE ARTS IN SCULPTURE	Preference - 4	BACHELOR OF FINE ARTS IN APPLIED ARTS
Preference - 5	BACHELOR OF FINE ARTS IN PAINTING	Preference - 6	BACHELOR OF DESIGN (INTERIOR DESIGN)

10. Test Center Preferences

Preference - 1	Preference - 2	Preference - 3
Ananthapuramu	Ongole	Eluru
Preference - 4	Preference - 5	Preference - 6
Srikakulam	Vishakapatnam	Vijayawada

11. (a) Fee particulars - Payment through : ONLINE (c) Amount (in Rs.) : 767.70
 (b) Payment Reference Id. : P94100002149

* These fields CANNOT be edited by candidate. It will be done by Convener, ADCET - 2024 Office (email to conveneradcet2024@gmail.com), subject to thorough verification of the Valid Documents and Approval by the Committee. Remaining field; can be edited by the candidate during the permitted period (i.e 01.06.2024 to 03.06.2024). For any detail; contact 9121789659

Declaration : 1) I have carefully gone through the instruction booklet and I am conversant with the instructions. I shall abide by the eligibility conditions and other regulations to be satisfied for appearing at the entrance test and admission into any course prescribed. Further, I assure that, I will not involve in any malpractice or illegal activities in the entrance test. In case, I have furnished any false information or involved in any malpractice or illegal activities, I am liable for punishment as per the existing law.
 2) I am responsible for the corrections of the above details filling by me and the CONVENER ADCET - 2024 is not responsible in anyway.

Date : 12/04/2024 06:02 PM

Affix a recent color photograph (3.5 cmX3.5 cm) and get attested by a Gazetted Officer or the Principal of the College where studied (Well in advance BEFORE EXAMINATION)	SIGNATURE and LEFT HAND THUMB impression of the candidate to be done in the presence of the Invigilator on the day of Examination in the Examination Hall		
	SIGNATURE OF THE CANDIDATE in the presence of the Invigilator	Left Thumb Impression	

- Note :** 1) The candidate has to submit this form in the Examination Hall to the Invigilator.
 2) Candidates are not allowed into the Examination Hall even if they are LATE BY A MINUTE.
 3) The candidate does not have option of choosing specific date / session to appear for the ADCET - 2024 entrance examination. This information is known to him / her only after downloading Hall Ticket. For any reason if the candidate fails to appear in the given slot, he/she is treated as absent.
 4) This is computer Generated sheet and does not require the signature of the CONVENER, ADCET - 2024

Print