

# Revised Syllabus 2024 - 2025

**Subject: Fine Art**

**STD : X (SSC)**

**Subject Code - 1055**

## **First Term: (Practical)**

### **Memory drawing**

1. Village life.
2. Flying kite.
3. Landscape / waterfall etc

### **Object drawing/Still life**

1. Composition of object with drapery
2. Flowerpot
3. 2 point Perspective

### **Craft (Assignment Internal). Any 1**

1. Collage making (bunch flower ,fish in pound ,birds on branch etc)
2. Lipan Art
3. Warli Art, madhubani ,
4. Fabric painting, spray, printing,

## **Exam : (Practical)**

### **First Term**

Memory Drawing or Object Drawing

### **First Term ( Theory )**

Warli paintings , Madhubani paintings, Principle of design

**1. Warli paintings**

**2. Madhubani painting**

**3. Principle of design**

Balance

Repetition  
Proportion

**Artist:**

**a) Goan artist**

**1. F.N. Souza**

Paintings:- Two saints in the Landscape  
- Still life with Swing machine

---

## **Second Term (Practical)**

### **Nature drawing( Pencil & Colour)**

1. Study of vegetables (Single)  
( lady finger, capsicum, brinjal )
2. Composition o vegetables( Potato, cauliflower, carrot, chilli)
3. Study of flower ( sunflower, Lotus)

### **Design**

1. Geometrical Design ( Circle ,square, semicircle with warn and cool colours)
- 2 .Typography

## **Exam : (Practical)**

Second Term

Nature Drawing OR Design

## Second Term: Theory

### Indian artist

#### 1. Satish Gujral

Days of glory  
Meerabai

#### 2. M. F. Hussain

: - Mother Teresa

### International artist

#### 1. Pablo Picasso

: -Guernica  
- Girl before a mirror

---

### Revised Syllabus For Exam

Subject: Fine Art

STD : X (SSC) 24-25

Subject Code - 1055

#### (Theory)

#### First Mid Exam (20 Marks 1<sup>st</sup> Mid term Test July/August)

##### 1. Warli paintings

History and techniques

##### 2. Madhubani painting

History and techniques

##### 3. Principle of design

Balance

Repetition

Proportion

### Paper pattern

- Choose the correct alternative . (2 Marks, 1 Mark each)
- Name the following (2 Marks, 1 Mark each)
- Match the pair (4 Marks, 1 Mark each)
- Answer the following in 2/3 sentences (6 Marks, 2 Mark each)
- Answer the following in one sentences (4 Marks, 1 Mark each)
- Think ,visualize and write (2 Marks, 1 Mark each)

Total : 20

### Second Mid Exam (30 Marks 2<sup>nd</sup> Mid term Test oct)

#### Indian artist

1. **Satish Gujral** : - Days of Glory  
- Meera Bai

2. **M. F. Hussain** : -Mother Teresa

### Paper pattern

- Choose the correct alternative . (2 Marks, 1 Mark each)
- Name the following (2 Marks, 1 Mark each)
- Match the pair (4 Marks, 1 Mark each)
- Answer the following in 2/3 sentences (6 Marks, 2 Mark each)
- Answer the following in one sentences (4 Marks, 1 Mark each)
- Think ,visualize and write (2 Marks, 1 Mark each)

Total : 20

---

#### International artist:

##### 1. **Pablo Picasso**

- Guernica
  - Girl before a mirror
-

## 10 Marks Project

---

### Paper pattern

- Choose the correct alternative . (6 Marks, 1 Mark each)
- Name the following (5 Marks, 1 Mark each)
- Match the pair (4 Marks, 1 Mark each)
- Answer the following in 2/3 sentences (8 Marks, 2 Mark each)
- Answer the following in one sentences (6 Marks, 1 Mark each)
- Think ,visualize and write (5 Marks, 1 Mark each)
- Describe in brief (Given picture) (6 Marks, 3 Mark each)

Total : 40

- A) 20 Marks 1<sup>st</sup> Formative Exam (August)
- B) 30 Mark 2<sup>nd</sup> Formative Exam - theory ( Oct)
- C) 10 Marks Project

A+B+C = 10 (10 Marks to be submitted to Goa Board)

6

Theory Final Goa Board Paper **40** Marks

### Practical

Practical Exam 30 Marks (one Drawing)

10 marks – Portfolio (Note Book )

10 Marks viva ( based on project)

**50** Total marks

**10+40+50 = 100** Marks

---

**Study Material**  
**Subject: Fine Art**  
**STD : X (SSC)**  
Subject Code - 1055

Warli paintings, Madhubani paintings, Principle of design

### **Warli paintings**



### **History and techniques**

Warli paintings is a style of tribal art mostly created by the tribal people from the north Sahyadri range in Maharashtra, India. The surrounding places such as Dahanu, Talasari, Jawhar, Palghar, Mokhada and Vikramgad of Palghar district. These warli paintings are rudimentary wall paintings that use a very basic graphic vocabulary: a circle ,a triangle ,and a square. The paintings are usually monosyllabic.

The technique used to create this art is also as simple as the art itself. A painted red-ochre background acts as a canvas. Occasionally yellow and red dots accompany white colour.a white pigment made from a mixture of rice flour and water mix with gum, which is then applied to the wall using a bamboo stick chewed at one end to make a paint brush.



The warli painting tradition originated in Maharashtra where it is still practiced. This is among the finest example of the folk style of paintings. Warli painting is simple and linear with maximum use of triangular shapes. The most important aspect of the painting is that of social life Style on day today activities. **Jivya Soma Mashe** was an artist of Maharashtra, who popularized the warli tribal art forms. The symbol of warti paintings represents the circle of life. The triangle Symbolizes mountains and trees. The square indicates a sacred enclosure for the mother goddess, Symbolising fertility, while circle represents the Sun and Moon. They used to paint on occasions like Dev chowk ,Kanna painting,Muthi painting, Tarpa dance.

- 1) Dev chowk. –Haldi program during wedding.
- 2) Kanna painting –Kanna is the only warli image drawn on the ground by the Suvasinis. It is done by newly married bride (wife). Mark of Red hand print or red water foot print.
- 3) Muthi painting- It is imprinted on the walls of the huts when new rice is brought home from the field..
- 4) Tarpa dance - It is a folk dance were men and women perform at night [like Dhalo] and also as wedding dance.

## 2. Madhubani painting



### History and techniques

Madhubani art (or Mithilla painting) is a style of Indian painting, practiced in the Mithilla region of the Indian subcontinent. Traditionally this painting is done with a variety of tools, including fingers, twigs, brushes, nib-pens, matchsticks. The paint is created using natural dyes and pigments. Madhubani painting is characterized by eye catching geometrical pattern colours by bright colours and contrasts or patterns. This is content for particular occasion such as



birth, marriage and festivals. Madhubani painting use two dimensional imagery and the colours used are from plants.

The background is totally covered by flower and leaf motifs. Forms are defined with two parallel outlines which is a typical characteristic of this style. In this paintings generally no space is left empty, the gaps are filled by flowers, animals, birds and even geometrical designs. Red, yellow and blue are harmoniously used in these paintings. The striking feature of this painting style is big eyes and long chin. These paintings are popular because of their tribal motifs and use of bright earthy colours.



Mithila art has five distinctive styles [Madhubani]

They are as follows:

1) Bharni 2) Katchni 3) Tantrik 4) Godna 5) Kohbar


1. Bharni: This style of Madhubani painting is characterised for its portrayal of Hindu deities from the Hindu Mythology in a very colourful form .The canvas of this painting is filled with art from all corners hence the name Bharni is given.
2. Katchni painting: It is a traditional style of picture coming from the Kayastha community. The images are filled with closely drawn parallel lines or small dots. This art form has a unique individual style, mainly made using a monochrome or only two colours.

3. **Tantrik:** This styles are mainly done by Brahman women in India and Nepal. Their thing were mainly religious and they depicted Gods and Goddesses paintings.
4. **Godna:** It is instantly recognizable for its cow dung based backgrounds and black outlined drawings, reimagining the original practice of tattooing. This Godna work is in the form of a Mandala done in concentric circles. The shapes and figures are outlined with black paint using nib-pens.
5. **Kohbar:**The subjects of Kohbar's paintings are generally fertility, male-female relations The Kohbar paintings draw and decorate the moon, sun, tortoise, snake, as symbol of female and male genitalia. This painting is supposed to have started when the palace of Mithila at Janakpur was painted with this artwork to herald a blissful, conjugal life for bride Sita and groom Ram.

### **3. Principle of design**

Design is all around us. As human beings, we interact with design on a daily basis whether we realize it or not, from your favorite band's album cover, to the packaging of your favorite dress brand, to the poster of that movie screening at your nearest theatre, everything man-made you see has been designed. These principles of design highlight the fundamental aspects of what makes design not only appealing to the eye, but functional and useful for our everyday use.


**Design tip:** Within your design system, it's important to create a design style guide to keep track of the colors, fonts, and logos that make up your project. Ideally, each project you design will have a style guide in place to ensure uniformity, especially if you're working within a large team




**Balance**

Objects in design carry weight just like in the physical world, but it's called visual weight. The visual weight of a design needs to have balance. It's like putting two objects on a seesaw: If one side is too heavy, the viewer's eye goes directly to the heavy part. If it's weighted with all things equal, the seesaw is perfectly suspended without either side touching the ground. Balance can be implied by size, shape, or even contrast. While it can utilize symmetry or equality, balance can also be achieved through asymmetry.

**Symmetrical Balance** : Symmetrical design uses an imaginary vertical (or sometimes horizontal) line to divide a design into two halves around a central point. Elements of equal visual weight are balanced on each side of the axis to create symmetry.





**Asymmetrical balance:** An asymmetric composition is when a design uses unequal weighted elements. One side might have a visually heavy element, balanced with multiple lighter elements on the opposite side. Asymmetry is often more visually interesting. Where symmetrical designs can be quite static and predictable, asymmetrical balance can give designs a more dynamic feel.



## Repetition

Another important principle of design is repetition, which is when one or more design elements recur on a page or throughout an entire site. As you design more complex or larger projects, you will find that repeating certain elements creates familiarity and understanding. In the image above, you can see that each screen belongs together, even though there is a different design and purpose for each. Blending repeating colors, elements, icons, imagery, and styles is all a part of the repetition principle.

Repeated elements can range from an icon to colors and more. Applying this principle brings the entire design into a cohesive system.



**Proportion:**

Proportion is the relationship between two or more elements in a design, particularly the size and scale of them. When things are "proportionate", it means there's a coordination between them that makes the design look aesthetically (beautiful) pleasing. For example, when you're reading a blog post you expect headings to be larger than the body text. Or if you were looking at a realistic drawing of a tortoise and a hare, you expect the hare to be larger than the tortoise.

## Indian artist

### 1. Satish Gujral



Satish Gujral was born in Jhelum in undivided Punjab on 25 December 1925 and passed away on 26 March 2020.

He was a Indian painter, sculptor, muralist and writer of the post-independent era.

He was awarded India's second highest civilian honour by the Republic of India the Padma Vibhushan in 1999. In April 2014 he was honoured with NDTV India of the year award.

In 1939, he joined the Mayo School of Arts in Lahore, to study applied arts.

He moved to Mumbai in 1944 and enrolled in the Sir J J School of Art.

In 1947, due to a recurring sickness, he was forced to drop out of school and leave Mumbai.

In 1952, Gujral received a scholarship to study at the Palacio de Bellas Artes in Mexico City, where he was apprenticed to the renowned artists Diego Rivera and David Alfaro Siqueiros.

He met with accident when he went hiking while crossing a big bridge fell into the river and got injured badly. Head was hurt, leg fracture and due to fever he lost his hearing, so could not go to school .Satish was not accepted at the new school because he was a deaf and he was not able to speak correctly as he had hearing problem

From 1952 to 1974, Gujral organised shows of his sculptures, paintings and graphics in many cities across the world such as New York City, New Delhi, Montreal, Berlin and Tokyo, among others..

Gujral was also an architect and his design of the Belgium Embassy in New Delhi was selected by the international forum of architects as one of the finest buildings built in the 20th century. He designed Goa University.

Works:

Days of Glory, Mourning En Masse, Tree of Life, Meera Bai



**Days of Glory** it depicts a state of helplessness but also quite dignity. The figures are unidentified and restrained (without visual auditory or tactile sense) but the complete depth of space conveys a solid depth of space convey a solidarity that speaks to the power of collective experience. It is oil painting on fibre board



**Mirabai:** It is a famous painting painted by Indian artist Satish Gujral. This painting was painted in 1999 on Canvas in oil and marble grains. It portrays the divine devotee of Lord Krishna





## 2. M. F. Hussain



### **M. F. Hussain (Maqbool Fida Hussain)**

M. F. Hussain was a world acclaimed painter, who was born on 17th September 1915, at Pandharpur Maharashtra, India, and died on 9th June 2011, at Royal Bropton hospital, London, United Kingdom.

He is also known as the Picasso of India.

His paintings were considered to be of modified Cubist style

His paintings were also famous for images of horses which represented free spirit and transition.

His famous paintings include, Horses, Mother Teresa, Battle of Ganga Jamuna, Zameen, etc.

He was awarded with Padma Vibhushan, Padma Bhushan, Padma shri and National film award for best experimental film 'Through the eyes of a painter'.

His other films include Gaja Gamini and Meenaxi: A tale of three cities.

**Mother Teresa'**, a large painting shows the maturity and the strength that Husain acquired over the years. The painting shows a faceless figure with soft flowing drapes of the blue bordered white saree that was adorned by Mother Teresa, leaning protectively over the body of an sick old man.



Painting is oil on Canvas depicting the figure of mother Teresa is a semi abstract and geometrical style. It is large in size.

## International artist

### 1. Pablo Picasso



#### **Pablo Picasso**

Pablo Ruiz Picasso born on 25 October 1881 and died on 8 April 1973 . He was a Spanish painter, sculptor, Printmaker, Ceramicist and Theatre Designer who spent most of his adult life in France.

Artists of the 20th century, he is known for co-founding the Cubist movement, the invention of constructed sculpture, the co-invention of collage, and for the wide variety of styles that he helped develop and explore. Among his most famous works are the proto-Cubist *Guernica* a dramatic portrayal of the bombing of Guernica by German and Italian air forces during the Spanish Civil War. Picasso demonstrated extraordinary artistic talent in his early years, painting in a naturalistic manner. He experimented with different theories, techniques and ideas.

He is regarded as one of the most influential artists of the 20th century. He is known for co-founding the Cubist movement.

Picasso achieved universal renown and immense fortune for his revolutionary artistic accomplishments and became one of the best-known figures in 20th Century. As an artist and an innovator he is responsible for co-founding the

entire cubist moment , subjects and objects in cubism are broken up into the pieces and rearrange in an abstract form.

## Guernica



This is a large oil painting on canvas done in 1937. by Spanish artist Pablo Picasso

It is one of his best-known works, regarded by many art critics as the most moving and powerful anti-war painting in history. It is exhibited in the Museo Reina Sofia in Madrid.

The grey, black, and white painting, which is 3.49 meters (11 ft 5 in) tall and 7.76 meters (25 ft 6 in) across, portrays the suffering wrought by violence and chaos during the Spanish Civil War. Prominent in the composition work are a wounded horse, a bull, screaming women, a dead baby, a cut dead bodies of soldier, and flames.

Nightmarish figures and dismembered bodies fill the painting. Guernica combines Cubist structures with a monochrome palette which renders the painting more realistic. It is however the Surrealist images that create the shocking representation of suffering and war. Guernica was exhibited at the Spanish display at the 1937 Paris International exposition and then a the venue the word exhibition was used to raise funds for Spanish war relief. The painting soon became famous and widely acclaimed and it helps bring worldwide attention to the Spanish civil war.

## Girl Before The Mirror



This is an oil on canvas painting by Pablo Picasso which he created in March 1932. The painting is a portrait of Picasso's muse, Marie Therese Walter. The lady is depicted standing in front of a mirror looking at her reflection. It is considered to be one of his Masterpiece the painting is of Picasso lovers and war relief.

It has an image of a woman looking at her reflection in a mirror, which reveals a darker version of herself. The woman's face has been divided into two halves, one of which is presented in a calm, lilac hue, while the other is painted roughly in bright, yellow paint. The reflection offers another representation of the subject, in which she appears to be older and her face sunken, perhaps as an image of her mortality. In the background a vivid diamond pattern completes the scene.

The composition is a complex arrangement of luminous colours and lines, compartmentalised into sections, which has resulted in the painting being likened to a stained-glass window.

